



michigan municipal league

Liability & Property Pool

Proposal

for the

City of Novi

Presented By:

Brian Steckroth

MML Liability & Property Pool
(248) 204-8283

May 20, 2026

Executive Overview

The Michigan Municipal League Liability and Property Pool has been a stable source of comprehensive municipal insurance and risk management services since 1982. It is financially secure and positioned for long-term stability.

The Pool staff is made up of municipal insurance experts. Municipal risk management is our only business, and we're proud of it!

The Pool provides insurance coverage designed specifically for Michigan municipal exposures, combined with a package of loss control programs, claims administration, legal defense, and membership services that you won't find anywhere else in Michigan.

This quotation is based on the limits of coverage requested by the **City of Novi**. Higher limits may be available, subject to underwriting review by Pool Management. Please submit requests for higher limits in writing to your Account Executive. Your request will be considered by Pool Management.

The insurance and related services described more fully in this proposal are being offered to the **City of Novi** for an annual premium of **\$606,371**.

After the City's first renewal with the MML Liability & Property Pool, the City is eligible to receive returns of surplus (dividends) as follows:

- After 1st renewal – 10% of the calculated dividend
- After 2nd renewal – 25% of the calculated dividend
- After 3rd renewal – 50% of the calculated dividend
- After 4th renewal – 75% of the calculated dividend
- After 5th renewal – 100% of the calculated dividend

The reason for the staggered return is that the dividend is surplus money not used to pay claims or expenses. The surplus is from past years. It is only fair to return the dividend back to Members who have worked for the good experience that caused the surplus.

We encourage you to compare the Pool with our competition. Compare us based on price, coverage, service, financial security, experience, and commitment to municipal risk management. When you do, the advantages of Pool membership become clear.

Thank you for being a Pool member. We look forward to servicing your risk management program for many years to come.

Our Mission

To be a long-term, stable, cost-effective risk management alternative for members of the Michigan Municipal League Liability and Property Pool.

Introduction

What You Can Expect Of Us

- ✓ A commitment to learn, understand and respond to your insurance needs;
- ✓ Continuous planning and innovation in product development and service delivery;
- ✓ Products that meet your needs in terms of price, coverage and service;
- ✓ Prompt, accurate, and courteous response to your questions, problems and claims; and
- ✓ Knowledgeable and professional staff serving your needs consistently and with integrity.

Your Pool Insures More Than . . .

- | | |
|--------------------------------|------------------------------------|
| ✓ 464 Public Entity Members | ✓ 18 Electric Utilities |
| ✓ 146 Fire Departments | ✓ 173 Water Utilities |
| ✓ 180 Law Enforcement Agencies | ✓ 243 Sewer Utilities |
| ✓ 3,157 Police Officers | ✓ 18 Municipal Marinas |
| ✓ 6,348 Miles of Streets/Roads | ✓ \$8.7 Billion of Property Values |
| ✓ 7,687 Vehicles | |



Coverage and Cost Summary Novi City of

Effective 07-01-2026 to 07-01-2027

Coverages	Limit of Liability	Aggregate Limit	Per Occurrence Deductible
Municipal General Liability (Coverage A)	\$10,000,000	N/A	\$25,000
Pollution Extension for Fire Department and Hazardous Response Team Activities	\$1,000,000	\$1,000,000	\$0
Sewer Back-Up Sublimit	\$100,000	\$100,000	\$0
Personal Injury Liability (Coverage B)	\$10,000,000	N/A	\$25,000
Medical Payments (Coverage C)	\$10,000	N/A	N/A
Public Officials Liability (Coverage D)	\$10,000,000	N/A	\$50,000
Law Enforcement Liability (Coverages A, B, and D)	\$10,000,000	N/A	\$50,000
Employee Benefit Liability	\$1,000,000	\$1,000,000	\$25,000
Fire Legal Liability	\$500,000	N/A	N/A
Cyber Liability & Data Breach Response	\$100,000	\$100,000	See Declaration
Dam Liability	\$500,000	\$500,000	\$0
Marina Operator Liability	No Coverage	N/A	N/A
Uninsured/Underinsured Motorists Coverage	\$500,000	N/A	\$0
Automobile Liability (Coverages A and B)	\$10,000,000	N/A	\$10,000

<u># Vehicles</u>	<u>Comp</u>	<u>Coll</u>
194	\$2,500	\$2,500

Agreed Amount, if applicable 43 Vehicles for a total of \$6,881,390

Coverages A, B, and D are provided with a combined single limit of liability. The most the Pool will pay for any one occurrence is \$10,000,000 regardless of the number of coverages involved in the occurrence.

Property

Property - Blanket Basis	\$153,240,798	N/A	\$50,000
Boiler and Machinery	Included	N/A	\$50,000
Building(s)	Included	N/A	\$50,000
Cemetery Property - up to \$500 per headstone	# Plots: 1,030	N/A	\$500
Contents	Included	N/A	\$50,000
Property in the Open	Included	N/A	\$50,000
Protection & Preservation	Included	N/A	N/A
Property - Actual Cash Value	N/A	N/A	N/A
Property - Limited Replacement Cost	N/A	N/A	N/A
Property - No Coverage	N/A	N/A	N/A
Property - Replacement Cost	See Schedule	N/A	\$0
Accounts Receivable	\$250,000	N/A	\$250



Coverage and Cost Summary Novi City of

Effective 07-01-2026 to 07-01-2027

Coverages	Limit of Liability	Aggregate Limit	Per Occurrence Deductible
Century Industries Trailer Sound Stage	\$123,000	N/A	\$250
Consequential Damage	\$100,000	N/A	N/A
Contractors Equipment	\$1,609,189	N/A	\$250
Debris Removal - the lesser of 25% of physical damage loss or	\$5,000,000	\$5,000,000	N/A
Demolition & Increased Costs of Construction Limit	\$100,000	N/A	N/A
Earth Movement	\$2,000,000	\$2,000,000	\$5,000
Electronic Data Processing Equip	\$500,000	N/A	\$250
Expediting Expense	\$100,000	N/A	N/A
Extra Expense	\$500,000	N/A	N/A
Fine Arts	\$100,000	N/A	\$250
Fire Equipment	\$1,000,000	N/A	\$250
Five Drones	\$75,000	N/A	\$250
Flood (Except for Members located in Flood Zone A, AO, AH, A1-A999, AE, or AR)	\$1,000,000	\$1,000,000	\$5,000
Four Polaris Ranger 900 Crew	\$75,000	N/A	\$250
Fungal Pathogens	\$25,000	\$25,000	\$250
Loss of Income	\$500,000	N/A	N/A
Loss of Rents	\$100,000	N/A	N/A
Marine Master Boat and Trailer Fire Dept	\$4,000	N/A	\$250
Ornamental Trees, Shrubs, Plants or Lawn	\$100,000	\$100,000	\$250
Personal Effects & Property of Others	\$25,000	\$25,000	\$250
Police canine-James 2022	\$10,000	N/A	\$250
Two Zamboni	\$150,000	N/A	\$250
Valuable Papers	\$100,000	N/A	\$250
<u>Comprehensive Crime Coverage</u>			
Employee Dishonesty Blanket/Faithful Performance	\$250,000	N/A	N/A
Computer Fraud	\$100,000	N/A	N/A
Depositors Forgery	\$100,000	N/A	N/A
Funds Transfer Fraud	\$100,000	N/A	N/A
Impersonation Fraud	\$100,000	N/A	N/A
Money and Securities Inside	\$100,000	N/A	N/A
Money and Securities Outside	\$100,000	N/A	N/A
Money Orders and Counterfeit Paper	\$100,000	N/A	N/A

Bonds



michigan municipal league
Liability & Property Pool

Coverage and Cost Summary Novi City of

Effective 07-01-2026 to 07-01-2027

Coverages	Limit of Liability	Aggregate Limit	Per Occurrence Deductible
Bond #: A Treasurer	\$250,000	N/A	N/A

Only one deductible applies to claims involving two or more property coverages.

The Michigan Municipal League Liability and Property Pool is pleased to offer all coverages and services described in this proposal for an annual premium of \$606,371.

City of Novi Property Schedule as of 7/1/2026

	LIMITS	DEDUCTIBLE	VALUATION
<u>Location #1: 45175 E. Ten Mile Rd, Novi, MI 48375</u>			
Building 1 - City Hall			
Building	\$17,612,870	\$50,000	Replacement Cost
Contents	\$3,825,000	\$50,000	Replacement Cost
Building 2 - Baseball Dougout			
Building	\$234,224	\$50,000	Replacement Cost
Contents	\$3,570	\$50,000	Replacement Cost
Building 3 - Pavilion			
Building	\$106,276	\$50,000	Replacement Cost
Building 4 - Pavilion			
Building	\$104,192	\$50,000	Replacement Cost
Building 5 - Pavilion			
Building	\$104,192	\$50,000	Replacement Cost
Building 6 - Storage Shed			
Building	\$104,192	\$50,000	Replacement Cost
Building 7 - Storage Shed			
Building	\$104,192	\$50,000	Replacement Cost
<u>Location #2: 45275 Ten Mile Rd, Novi, MI 48375</u>			
Building 1 - Historical Library			
Building	\$434,228	\$50,000	Replacement Cost
Contents	\$68,850	\$50,000	Replacement Cost
<u>Location #3: 42975 Grand River Ave, Novi, MI 48375</u>			
Building 1 - Fire Station			
Building	\$2,155,500	\$50,000	Replacement Cost
Contents	\$625,450	\$50,000	Replacement Cost
<u>Location #4: 1919 Paramount Street, Novi, MI 48375</u>			
Building 1 - Fire Station			
Building	\$1,200,919	\$50,000	Replacement Cost
Contents	\$312,120	\$50,000	Replacement Cost

City of Novi Property Schedule as of 7/1/2026

	LIMITS	DEDUCTIBLE	VALUATION
<u>Location #5: 42785 Nine Mile Rd, Novi, MI 48375</u>			
Building 1 - Fire Station			
Building	\$926,918	\$50,000	Replacement Cost
Contents	\$232,560	\$50,000	Replacement Cost
<u>Location #6: 49375 Ten Mile Road, Novi, MI 48375</u>			
Building 1 - Fire Station			
Building	\$2,992,103	\$50,000	Replacement Cost
Contents	\$763,776	\$50,000	Replacement Cost
<u>Location #7: 25804 Beck Road, Novi, MI 48375</u>			
Building 1 - Fire Station			
Building	\$743,566	\$50,000	Replacement Cost
Contents	\$177,480	\$50,000	Replacement Cost
<u>Location #8: 26300 Lee Begole Drive, Novi, MI 48375</u>			
Building 1 - Dpw Building			
Building	\$7,194,096	\$50,000	Replacement Cost
Contents	\$3,707,088	\$50,000	Replacement Cost
Building 2 - Garage			
Building	\$3,166,891	\$50,000	Replacement Cost
Contents	\$959,310	\$50,000	Replacement Cost
<u>Location #9: 45125 Ten Mile Road, Novi, MI 48375</u>			
Building 1 - Police Station			
Building	\$9,037,266	\$50,000	Replacement Cost
Contents	\$2,103,444	\$50,000	Replacement Cost
<u>Location #10: 26350 Lee Begole Drive, Novi, MI 48375</u>			
Building 1 - Gun Range Building			
Building	\$3,519,940	\$50,000	Replacement Cost
Contents	\$10,000	\$50,000	Replacement Cost
<u>Location #11: 42400 Nick Lidstrom Dr, Novi, MI 48375</u>			
Building 1 - Ice Arena			
Building	\$18,790,393	\$50,000	Replacement Cost

City of Novi Property Schedule as of 7/1/2026

	LIMITS	DEDUCTIBLE	VALUATION
<u>Location #12: 45225 Ten Mile Road, Novi, MI 48375</u>			
Building 1 - Library			
Building	\$12,606,065	\$50,000	Replacement Cost
Contents	\$7,573,500	\$50,000	Replacement Cost
<u>Location #13: 5100 Eight Mile Road, Novi, MI 48375</u>			
Building 1 - Park Restrooms			
Building	\$1,653,193	\$50,000	Replacement Cost
Contents	\$50,000	\$50,000	Replacement Cost
<u>Location #14: 601 S. Lake Drive, Novi, MI 48375</u>			
Building 1 - Bathroom And Maintenance Building			
Building	\$6,876,686	\$50,000	Replacement Cost
Contents	\$10,200	\$50,000	Replacement Cost
Building 2 - Picnic Shelter			
Building	\$104,192	\$50,000	Replacement Cost
Building 3 - Picnic Shelter			
Building	\$104,192	\$50,000	Replacement Cost
Building 4 - Picnic Shelter			
Building	\$104,192	\$50,000	Replacement Cost
Building 5 - Storage Building			
Building	\$104,192	\$50,000	Replacement Cost
<u>Location #15: 43390 Thirteen Mile Road, Novi, MI 48375</u>			
Building 1 - Pavilion			
Building	\$555,272	\$50,000	Replacement Cost
<u>Location #16: 26442 Wixom Road, Novi, MI 48375</u>			
Building 1 - Picnic Shelter			
Building	\$137,637	\$50,000	Replacement Cost
<u>Location #17: 27852 West Park Drive, Novi, MI 48375</u>			
Building 1 - Storage Facility			
Building	\$4,894,623	\$50,000	Replacement Cost

City of Novi Property Schedule as of 7/1/2026

	LIMITS	DEDUCTIBLE	VALUATION
<u>Location #18: 26670 Meadowbrook, Novi, MI 48375</u>			
Building 1 - Lift Station			
Property In The Open	\$239,370	\$50,000	Replacement Cost
<u>Location #19: 25849 Island Lake Drive, Novi, MI 48375</u>			
Building 1 - Lift Station			
Property In The Open	\$325,205	\$50,000	Replacement Cost
<u>Location #20: 25694 Wixom Road, Novi, MI 48375</u>			
Building 1 - Lift Station			
Property In The Open	\$239,370	\$50,000	Replacement Cost
<u>Location #21: 25171 Regency Drive, Novi, MI 48375</u>			
Building 1 - Lift Station			
Property In The Open	\$239,370	\$50,000	Replacement Cost
<u>Location #22: 23660 Meeting Hall Lane, Novi, MI 48375</u>			
Building 1 - Lift Station			
Property In The Open	\$237,370	\$50,000	Replacement Cost
<u>Location #23: 22342 Roberts Road, Novi, MI 48375</u>			
Building 1 - Lift Station			
Property In The Open	\$239,370	\$50,000	Replacement Cost
<u>Location #24: 26401 Beck Road, Novi, MI 48375</u>			
Building 1 - Lift Station			
Property In The Open	\$271,004	\$50,000	Replacement Cost
<u>Location #25: 27376 Napier Rd, Novi, MI 48375</u>			
Building 1 - Lift Station			
Property In The Open	\$244,083	\$50,000	Replacement Cost
<u>Location #26: 26915 Fountain Walk Drive, Novi, MI 48375</u>			
Building 1 - Lift Station			
Property In The Open	\$208,384	\$50,000	Replacement Cost

City of Novi Property Schedule as of 7/1/2026

	LIMITS	DEDUCTIBLE	VALUATION
<u>Location #27: 45351 Jacob Rd, Novi, MI 48375</u>			
Building 1 - Lift Station			
Property In The Open	\$325,205	\$50,000	Replacement Cost
<u>Location #28: 50980 Daroca Ct, Novi, MI 48375</u>			
Building 1 - Lift Station			
Property In The Open	\$271,004	\$50,000	Replacement Cost
<u>Location #29: 51050 Ten Mile Road, Novi, MI 48375</u>			
Building 1 - Lift Station			
Property In The Open	\$271,004	\$50,000	Replacement Cost
<u>Location #30: 20926 E. Glen Haven Circle, Novi, MI 48375</u>			
Building 1 - Lift Station			
Property In The Open	\$444,408	\$50,000	Replacement Cost
<u>Location #31: 21303 Haggerty Road, Novi, MI 48375</u>			
Building 1 - Lift Station			
Property In The Open	\$239,370	\$50,000	Replacement Cost
<u>Location #32: 21687 Beck Rd, Novi, MI 48375</u>			
Building 1 - Lift Station			
Property In The Open	\$208,384	\$50,000	Replacement Cost
<u>Location #33: 24489 Wixom Rd, Novi, MI 48375</u>			
Building 1 - Lift Station			
Property In The Open	\$208,384	\$50,000	Replacement Cost
<u>Location #34: 44798 Twelve Mile Road, Novi, MI 48375</u>			
Building 1 - Lift Station			
Property In The Open	\$271,004	\$50,000	Replacement Cost
<u>Location #35: 27852 West Park Dr, Novi, MI 48375</u>			
Building 1 - Pump Station			
Property In The Open	\$325,205	\$50,000	Replacement Cost

City of Novi Property Schedule as of 7/1/2026

	LIMITS	DEDUCTIBLE	VALUATION
<u>Location #36: 26003 Wixom Rd, Novi, MI 48375</u>			
Building 1 - Pump Station			
Property In The Open	\$208,384	\$50,000	Replacement Cost
<u>Location #37: 25075 Meadowbrook Road, Novi, MI 48375</u>			
Building 1 - Housing 63 Units			
Building	\$20,838,441	\$50,000	Replacement Cost
Contents	\$510,000	\$50,000	Replacement Cost
<u>Location #38: 25027-25037 Meadowbrook Road, Novi, MI 48375</u>			
Building 1 - Housing 10 Units			
Building	\$1,146,114	\$50,000	Replacement Cost
Contents	\$10,200	\$50,000	Replacement Cost
<u>Location #39: 25007-250174 Meadowbrook Road, Novi, MI 48375</u>			
Building 1 - Housing 10 Units			
Building	\$1,146,114	\$50,000	Replacement Cost
Contents	\$10,200	\$50,000	Replacement Cost
<u>Location #40: 24987-24997 Meadowbrook Road, Novi, MI 48375</u>			
Building 1 - Housing 10 Units			
Building	\$1,146,114	\$50,000	Replacement Cost
Contents	\$10,200	\$50,000	Replacement Cost
<u>Location #41: 25047-25057 Meadowbrook Road, Novi, MI 48375</u>			
Building 1 - Housing 10 Units			
Building	\$1,146,114	\$50,000	Replacement Cost
Contents	\$10,200	\$50,000	Replacement Cost
<u>Location #42: 24963-24977 Meadowbrook Road, Novi, MI 48375</u>			
Building 1 - Housing 14 Units			
Building	\$1,521,207	\$50,000	Replacement Cost
Contents	\$10,200	\$50,000	Replacement Cost
<u>Location #43: 24943-24953 Meadowbrook Road, Novi, MI 48375</u>			
Building 1 - Housing 10 Units			
Building	\$1,146,114	\$50,000	Replacement Cost

City of Novi Property Schedule as of 7/1/2026

	LIMITS	DEDUCTIBLE	VALUATION
<u>Location #43: 24943-24953 Meadowbrook Road, Novi, MI 48375</u>			
Building 1 - Housing 10 Units			
Contents	\$10,200	\$50,000	Replacement Cost
<u>Location #44: 24923-24933 Meadowbrook Road, Novi, MI 48375</u>			
Building 1 - Housing 10 Units			
Building	\$1,146,114	\$50,000	Replacement Cost
Contents	\$10,200	\$50,000	Replacement Cost
<u>Location #45: 24899-24913 Meadowbrook Road, Novi, MI 48375</u>			
Building 1 - Housing 14 Units			
Building	\$1,146,119	\$50,000	Replacement Cost
Contents	\$10,200	\$50,000	Replacement Cost
<u>Location #46: 24875-24899 Meadowbrook Road, Novi, MI 48375</u>			
Building 1 - Housing 24 Units			
Building	\$1,146,119	\$50,000	Replacement Cost
Contents	\$10,200	\$50,000	Replacement Cost
<u>Location #47: Novi Road, Novi, MI 48375</u>			
Building 1 - Cemetery Headstones 1,030 Plots			
Cemetery Property	1,030 Plots	\$500	Replacement Cost
Total Property Limit: \$153,240,798			

City of Novi Automobile Schedule as of 7/1/2026

VEH	INSD#	YEAR	MAKE/MODEL/BODY TYPE			VIN
1		2020	Ford/Escape Se			
	Dept: Pool		Comp Deduct: \$2,500	Coll Deduct: \$2,500		Actual Cash Value
2		2020	Ford/Transit Van			
	Dept: Library		Comp Deduct: \$2,500	Coll Deduct: \$2,500		Actual Cash Value
3		2020	Ford/F150			
	Dept: Prcs		Comp Deduct: \$2,500	Coll Deduct: \$2,500		Actual Cash Value
4		2018	Chevy/Colorado			
	Dept: Com. Dev		Comp Deduct: \$2,500	Coll Deduct: \$2,500		Actual Cash Value
5		2025	Ford/Escape Hybrid			
	Dept: Com. Dev		Comp Deduct: \$2,500	Coll Deduct: \$2,500		Actual Cash Value
6		2020	Ford/Escape Hybrid			
	Dept: Com. Dev.		Comp Deduct: \$2,500	Coll Deduct: \$2,500		Actual Cash Value
7		2020	Ford/Escape Hybrid			
	Dept: Com. Dev.		Comp Deduct: \$2,500	Coll Deduct: \$2,500		Actual Cash Value
8		2020	Ford/Escape Hybrid			
	Dept: Com. Dev.		Comp Deduct: \$2,500	Coll Deduct: \$2,500		Actual Cash Value
9		2023	Ford/F-150			
	Dept: Com. Dev.		Comp Deduct: \$2,500	Coll Deduct: \$2,500		Actual Cash Value
10		2024	Ford/F-150			
	Dept: Com Dev		Comp Deduct: \$2,500	Coll Deduct: \$2,500		Actual Cash Value
11		2020	Ford/Escape Hybrid			
	Dept: Com Dev		Comp Deduct: \$2,500	Coll Deduct: \$2,500		Actual Cash Value
12		2025	Ford/F-150			
	Dept: Com Dev		Comp Deduct: \$2,500	Coll Deduct: \$2,500		Actual Cash Value
13		2016	Chevy/Colorado			
	Dept: Com Dev		Comp Deduct: \$2,500	Coll Deduct: \$2,500		Actual Cash Value
14		2016	Dodge/Van-15 Passenger			
	Dept: Older Adult Ser		Comp Deduct: \$2,500	Coll Deduct: \$2,500		Actual Cash Value
15		2016	Ford/Escape Se			
	Dept: Fire		Comp Deduct: \$2,500	Coll Deduct: \$2,500		Actual Cash Value
16		2017	Chevy/Equinox Ls Awd			
	Dept: Fire		Comp Deduct: \$2,500	Coll Deduct: \$2,500		Actual Cash Value

City of Novi Automobile Schedule as of 7/1/2026

VEH	INSD#	YEAR	MAKE/MODEL/BODY TYPE			VIN
17		2016	Ford/F-150			
	Dept: Facilities		Comp Deduct: \$2,500	Coll Deduct: \$2,500		Actual Cash Value
18		2017	Ford/Escape Se			
	Dept: Assessing		Comp Deduct: \$2,500	Coll Deduct: \$2,500		Actual Cash Value
19		2017	Ford/Escape Se			
	Dept: Pool		Comp Deduct: \$2,500	Coll Deduct: \$2,500		Actual Cash Value
20		2017	Ford/Escape Se			
	Dept: Dpw		Comp Deduct: \$2,500	Coll Deduct: \$2,500		Actual Cash Value
21		2017	Ford/Fusion Se			
	Dept: Pool		Comp Deduct: \$2,500	Coll Deduct: \$2,500		Actual Cash Value
22		2017	Ford/Fusion Se			
	Dept: Pool		Comp Deduct: \$2,500	Coll Deduct: \$2,500		Actual Cash Value
23		2022	Ford/Transit Van			
	Dept: Older Adult Ser		Comp Deduct: \$2,500	Coll Deduct: \$2,500		Actual Cash Value
24		2020	Ford/E450 Bus			
	Dept: Older Adult Ser		Comp Deduct: \$2,500	Coll Deduct: \$2,500		Actual Cash Value
25		2021	Ford/F-150			
	Dept: Prcs		Comp Deduct: \$2,500	Coll Deduct: \$2,500		Actual Cash Value
26		2020	Sutphen/Sph100 Ladder Truck			
	Dept: Fire		Comp Deduct: \$2,500	Coll Deduct: \$2,500		Agreed Amount: \$1,474,687
27		2024	Sutphen/Fire Truck Custom Engine			
	Dept: Fire		Comp Deduct: \$2,500	Coll Deduct: \$2,500		Agreed Amount: \$870,828
28		2007	Pierce/Fire Engine/rescue			
	Dept: Fire		Comp Deduct: \$2,500	Coll Deduct: \$2,500		Agreed Amount: \$384,000
29		2019	Ford/F-450 Ambulance			
	Dept: Fire		Comp Deduct: \$2,500	Coll Deduct: \$2,500		Agreed Amount: \$226,785
30		2019	Ford/F-450 Ambulance			
	Dept: Fire		Comp Deduct: \$2,500	Coll Deduct: \$2,500		Agreed Amount: \$253,961
31		2018	Ford/Explorer Interceptor			
	Dept: Fire		Comp Deduct: \$2,500	Coll Deduct: \$2,500		Agreed Amount: \$29,854
32		2008	Ford/F250			
	Dept: Fire		Comp Deduct: \$2,500	Coll Deduct: \$2,500		Actual Cash Value

City of Novi Automobile Schedule as of 7/1/2026

VEH	INSD#	YEAR	MAKE/MODEL/BODY TYPE			VIN
33		2014	Ford/Expedition			
	Dept: Fire		Comp Deduct: \$2,500	Coll Deduct: \$2,500		Agreed Amount: \$32,495
34		2021	Chevy/Suburban Suv 4x4			
	Dept: Fire		Comp Deduct: \$2,500	Coll Deduct: \$2,500		Agreed Amount: \$6,887
35		2008	Pierce/Fie Dept Engine/rescue			
	Dept: Fire		Comp Deduct: \$2,500	Coll Deduct: \$2,500		Agreed Amount: \$411,000
36		2002	Pace Am/Trailer			
	Dept: Fire		Comp Deduct: \$2,500	Coll Deduct: \$2,500		Actual Cash Value
37		2013	Hme/Pumper			
	Dept: Fire		Comp Deduct: \$2,500	Coll Deduct: \$2,500		Agreed Amount: \$519,000
38		2011	Ford/Expedition			
	Dept: Fire		Comp Deduct: \$2,500	Coll Deduct: \$2,500		Agreed Amount: \$30,103
39		2019	Ford/F-250			
	Dept: Fire		Comp Deduct: \$2,500	Coll Deduct: \$2,500		Agreed Amount: \$39,140
40		2015	Gmc/Sierra			
	Dept: Fire		Comp Deduct: \$2,500	Coll Deduct: \$2,500		Agreed Amount: \$46,278
41		2016	Chevy/Suburban Suv 4x4			
	Dept: Fire		Comp Deduct: \$2,500	Coll Deduct: \$2,500		Agreed Amount: \$43,313
42		2018	Ford/F250			
	Dept: Fire		Comp Deduct: \$2,500	Coll Deduct: \$2,500		Agreed Amount: \$31,707
43		2005	Seagrave/Pumper Class A			
	Dept: Fire		Comp Deduct: \$2,500	Coll Deduct: \$2,500		Agreed Amount: \$409,432
44		2017	Sutphen/Pumper			
	Dept: Fire		Comp Deduct: \$2,500	Coll Deduct: \$2,500		Agreed Amount: \$432,999
45		2017	Ford/Explorer Interceptor			
	Dept: Fire		Comp Deduct: \$2,500	Coll Deduct: \$2,500		Agreed Amount: \$28,968
46		2016	Ford/Explorer			
	Dept: Fire		Comp Deduct: \$2,500	Coll Deduct: \$2,500		Agreed Amount: \$32,197
47		2020	Formula/Trailer (tech Rescue)			
	Dept: Fire		Comp Deduct: \$2,500	Coll Deduct: \$2,500		Agreed Amount: \$13,756
48		2025	Sure Trac/Trailer			
	Dept: Fire		Comp Deduct: \$2,500	Coll Deduct: \$2,500		Actual Cash Value

City of Novi Automobile Schedule as of 7/1/2026

VEH	INSD#	YEAR	MAKE/MODEL/BODY TYPE			VIN
49		2007	Cargomate/Trailer			
	<i>Dept: Fire</i>		<i>Comp Deduct: \$2,500</i>	<i>Coll Deduct: \$2,500</i>		<i>Actual Cash Value</i>
50		2019	Ford/Escape Se			
	<i>Dept: Is-facilities</i>		<i>Comp Deduct: \$2,500</i>	<i>Coll Deduct: \$2,500</i>		<i>Actual Cash Value</i>
51		2020	Ford/F150			
	<i>Dept: Is-facilities</i>		<i>Comp Deduct: \$2,500</i>	<i>Coll Deduct: \$2,500</i>		<i>Actual Cash Value</i>
52		2019	Ford/Escape Se			
	<i>Dept: Is-parks Maint</i>		<i>Comp Deduct: \$2,500</i>	<i>Coll Deduct: \$2,500</i>		<i>Actual Cash Value</i>
53		2023	Ford/F350			
	<i>Dept: Is-parks Maint</i>		<i>Comp Deduct: \$2,500</i>	<i>Coll Deduct: \$2,500</i>		<i>Actual Cash Value</i>
54		2020	Ford/Escape Se			
	<i>Dept: Is-facilities</i>		<i>Comp Deduct: \$2,500</i>	<i>Coll Deduct: \$2,500</i>		<i>Actual Cash Value</i>
55		2023	Ford/F350			
	<i>Dept: Is-parks Maint</i>		<i>Comp Deduct: \$2,500</i>	<i>Coll Deduct: \$2,500</i>		<i>Actual Cash Value</i>
56		2023	Ford/F350			
	<i>Dept: Is-parks Maint</i>		<i>Comp Deduct: \$2,500</i>	<i>Coll Deduct: \$2,500</i>		<i>Actual Cash Value</i>
57		2017	Ford/F350			
	<i>Dept: Is-parks Maint</i>		<i>Comp Deduct: \$2,500</i>	<i>Coll Deduct: \$2,500</i>		<i>Actual Cash Value</i>
58		2017	Ford/F350			
	<i>Dept: Is-parks Maint</i>		<i>Comp Deduct: \$2,500</i>	<i>Coll Deduct: \$2,500</i>		<i>Actual Cash Value</i>
59		2023	Ford/F350			
	<i>Dept: Is-parks Maint</i>		<i>Comp Deduct: \$2,500</i>	<i>Coll Deduct: \$2,500</i>		<i>Actual Cash Value</i>
60		2020	Ford/F350			
	<i>Dept: Is-parks Maint</i>		<i>Comp Deduct: \$2,500</i>	<i>Coll Deduct: \$2,500</i>		<i>Actual Cash Value</i>
61		2020	Ford/F350			
	<i>Dept: Is-parks Maint</i>		<i>Comp Deduct: \$2,500</i>	<i>Coll Deduct: \$2,500</i>		<i>Actual Cash Value</i>
62		2019	Ford/F550 Swaploader			
	<i>Dept: Is-parks Maint</i>		<i>Comp Deduct: \$2,500</i>	<i>Coll Deduct: \$2,500</i>		<i>Actual Cash Value</i>
63		2020	Karavan/Trailer 5 X8			
	<i>Dept: Is-parks Maint</i>		<i>Comp Deduct: \$2,500</i>	<i>Coll Deduct: \$2,500</i>		<i>Actual Cash Value</i>
64		2021	Joes Tr/Trailer 7 X 12			
	<i>Dept: Is-parks Maint</i>		<i>Comp Deduct: \$2,500</i>	<i>Coll Deduct: \$2,500</i>		<i>Actual Cash Value</i>

City of Novi Automobile Schedule as of 7/1/2026

VEH	INSD#	YEAR	MAKE/MODEL/BODY TYPE	VIN
65		2024	Quality/Steel Trailer 5x8 Low Profile Sa	
	<i>Dept: Is-parks Maint</i>		<i>Comp Deduct: \$2,500</i>	<i>Coll Deduct: \$2,500</i>
				Actual Cash Value
66		2018	Internal/Tandem Swaploader	
	<i>Dept: Is-parks Maint</i>		<i>Comp Deduct: \$2,500</i>	<i>Coll Deduct: \$2,500</i>
				Actual Cash Value
67		2010	Internal/7400 Sba Single Axle Dump	
	<i>Dept: Dpw</i>		<i>Comp Deduct: \$2,500</i>	<i>Coll Deduct: \$2,500</i>
				Actual Cash Value
68		2011	Internal/7400 Sba Single Axle Dump	
	<i>Dept: Dpw</i>		<i>Comp Deduct: \$2,500</i>	<i>Coll Deduct: \$2,500</i>
				Actual Cash Value
69		2019	Internal/7400 Sba 6x4 Swaploader	
	<i>Dept: Dpw</i>		<i>Comp Deduct: \$2,500</i>	<i>Coll Deduct: \$2,500</i>
				Actual Cash Value
70		2019	Intrenal/7400 Sba Single Axle Rds	
	<i>Dept: Dpw</i>		<i>Comp Deduct: \$2,500</i>	<i>Coll Deduct: \$2,500</i>
				Actual Cash Value
71		2021	Intrenal/Hv607 4 X 2 Rds	
	<i>Dept: Dpw</i>		<i>Comp Deduct: \$2,500</i>	<i>Coll Deduct: \$2,500</i>
				Actual Cash Value
72		2021	Intrenal/Tymco Mv 607 600 Sweeper	
	<i>Dept: Dpw</i>		<i>Comp Deduct: \$2,500</i>	<i>Coll Deduct: \$2,500</i>
				Actual Cash Value
73		2020	Intrenal/Hv 4 X 2 Rds	
	<i>Dept: Dpw</i>		<i>Comp Deduct: \$2,500</i>	<i>Coll Deduct: \$2,500</i>
				Actual Cash Value
74		2021	Internal/Hv 4x2 Rds	
	<i>Dept: Dpw</i>		<i>Comp Deduct: \$2,500</i>	<i>Coll Deduct: \$2,500</i>
				Actual Cash Value
75		2017	Internal/Single Axle Dump	
	<i>Dept: Dpw</i>		<i>Comp Deduct: \$2,500</i>	<i>Coll Deduct: \$2,500</i>
				Actual Cash Value
76		2025	Internal/Hv607 4 X 2 Rds	
	<i>Dept: Dpw</i>		<i>Comp Deduct: \$2,500</i>	<i>Coll Deduct: \$2,500</i>
				Actual Cash Value
77		2025	Internal/Hv607 4 X 2 Rds	
	<i>Dept: Dpw</i>		<i>Comp Deduct: \$2,500</i>	<i>Coll Deduct: \$2,500</i>
				Actual Cash Value
78		2019	Western St/Gapvax	
	<i>Dept: Dpw</i>		<i>Comp Deduct: \$2,500</i>	<i>Coll Deduct: \$2,500</i>
				Actual Cash Value
79		2009	Internal/Single Axl Dump	
	<i>Dept: Dpw</i>		<i>Comp Deduct: \$2,500</i>	<i>Coll Deduct: \$2,500</i>
				Actual Cash Value
80		2018	Internal/7400 Sba 4x2	
	<i>Dept: Dpw</i>		<i>Comp Deduct: \$2,500</i>	<i>Coll Deduct: \$2,500</i>
				Actual Cash Value

City of Novi Automobile Schedule as of 7/1/2026

VEH	INSD#	YEAR	MAKE/MODEL/BODY TYPE			VIN
81		2024	Ford/F350 Service Body			
	Dept: Dpw		Comp Deduct: \$2,500	Coll Deduct: \$2,500		Actual Cash Value
82		2024	Ford/F350 Service Body			
	Dept: Dpw		Comp Deduct: \$2,500	Coll Deduct: \$2,500		Actual Cash Value
83		2022	Ford/F550 Dump			
	Dept: Dpw		Comp Deduct: \$2,500	Coll Deduct: \$2,500		Actual Cash Value
84		2020	Ford/F550 Swap Loader			
	Dept: Dpw		Comp Deduct: \$2,500	Coll Deduct: \$2,500		Actual Cash Value
85		2015	Ford/F550 Dump			
	Dept: Dpw		Comp Deduct: \$2,500	Coll Deduct: \$2,500		Actual Cash Value
86		2022	Ford/F550 Sign Truck			
	Dept: Dpw		Comp Deduct: \$2,500	Coll Deduct: \$2,500		Actual Cash Value
87		2013	Kaufman/Tilt Dual Axle Trailer			
	Dept: Dpw		Comp Deduct: \$2,500	Coll Deduct: \$2,500		Actual Cash Value
88		2012	Internal/Tandem Axle Dump			
	Dept: Dpw		Comp Deduct: \$2,500	Coll Deduct: \$2,500		Actual Cash Value
89		2025	Ford/F550			
	Dept: Dpw		Comp Deduct: \$2,500	Coll Deduct: \$2,500		Actual Cash Value
90		2018	Ford/F550 Swap Loader			
	Dept: Dpw		Comp Deduct: \$2,500	Coll Deduct: \$2,500		Actual Cash Value
91		2018	Chevy/Colorado			
	Dept: Dpw		Comp Deduct: \$2,500	Coll Deduct: \$2,500		Actual Cash Value
92		2014	Ford/F350			
	Dept: Dpw		Comp Deduct: \$2,500	Coll Deduct: \$2,500		Actual Cash Value
93		2022	Ford/F350			
	Dept: Dpw		Comp Deduct: \$2,500	Coll Deduct: \$2,500		Actual Cash Value
94		2018	Ford/F350			
	Dept: Dpw		Comp Deduct: \$2,500	Coll Deduct: \$2,500		Actual Cash Value
95		2021	Ford/F350			
	Dept: Dpw		Comp Deduct: \$2,500	Coll Deduct: \$2,500		Actual Cash Value
96		2021	Ford/F350			
	Dept: Dpw		Comp Deduct: \$2,500	Coll Deduct: \$2,500		Actual Cash Value

City of Novi Automobile Schedule as of 7/1/2026

VEH	INSD#	YEAR	MAKE/MODEL/BODY TYPE			VIN
97		2018	Ford/F350			
	Dept: Dpw		Comp Deduct: \$2,500	Coll Deduct: \$2,500		Actual Cash Value
98		2014	Ford/F350			
	Dept: Dpw		Comp Deduct: \$2,500	Coll Deduct: \$2,500		Actual Cash Value
99		2022	Ford/F350			
	Dept: Dpw		Comp Deduct: \$2,500	Coll Deduct: \$2,500		Actual Cash Value
100		2022	Ford/F350			
	Dept: Dpw		Comp Deduct: \$2,500	Coll Deduct: \$2,500		Actual Cash Value
101		2022	Ford/F350			
	Dept: Dpw		Comp Deduct: \$2,500	Coll Deduct: \$2,500		Actual Cash Value
102		2014	Ford/F350			
	Dept: Dpw		Comp Deduct: \$2,500	Coll Deduct: \$2,500		Actual Cash Value
103		2014	Internal/Single Axle Dump			
	Dept: Dpw		Comp Deduct: \$2,500	Coll Deduct: \$2,500		Actual Cash Value
104		2016	Ford/F550 Swap Loader			
	Dept: Dpw		Comp Deduct: \$2,500	Coll Deduct: \$2,500		Actual Cash Value
105		2016	Ford/F350			
	Dept: Dpw		Comp Deduct: \$2,500	Coll Deduct: \$2,500		Actual Cash Value
106		2005	Rice/Trailer 24 Ft			
	Dept: Parks		Comp Deduct: \$2,500	Coll Deduct: \$2,500		Actual Cash Value
107		2005	Rice/Trailer 24 Ft			
	Dept: Parks		Comp Deduct: \$2,500	Coll Deduct: \$2,500		Actual Cash Value
108		2016	Ford/F350			
	Dept: Dpw		Comp Deduct: \$2,500	Coll Deduct: \$2,500		Actual Cash Value
109		2017	Forest Rivr/Force Dump Trailer			
	Dept: Dpw		Comp Deduct: \$2,500	Coll Deduct: \$2,500		Actual Cash Value
110		2000	Cronkite/T2400ewa Trailer			
	Dept: Dpw		Comp Deduct: \$2,500	Coll Deduct: \$2,500		Actual Cash Value
111		1981	Eager/Trailer			
	Dept: Dpw		Comp Deduct: \$2,500	Coll Deduct: \$2,500		Actual Cash Value
112		2022	Kaufman/Deluxe Equip Trailer Tilt 22ft			
	Dept: Dpw		Comp Deduct: \$2,500	Coll Deduct: \$2,500		Actual Cash Value

City of Novi Automobile Schedule as of 7/1/2026

VEH	INSD#	YEAR	MAKE/MODEL/BODY TYPE			VIN
113		2004	Rice/Trailer 24 Ft			
	<i>Dept: Dpw</i>		<i>Comp Deduct: \$2,500</i>	<i>Coll Deduct: \$2,500</i>		<i>Actual Cash Value</i>
114		2004	Rice/Trailer 24 Ft			
	<i>Dept: Dpw</i>		<i>Comp Deduct: \$2,500</i>	<i>Coll Deduct: \$2,500</i>		<i>Actual Cash Value</i>
115		2023	Joe's/Custom Trailer 5x8 Drop Gate			
	<i>Dept: Dpw</i>		<i>Comp Deduct: \$2,500</i>	<i>Coll Deduct: \$2,500</i>		<i>Actual Cash Value</i>
116		2018	King/Utility Trailer 21 Ft			
	<i>Dept: Dpw</i>		<i>Comp Deduct: \$2,500</i>	<i>Coll Deduct: \$2,500</i>		<i>Actual Cash Value</i>
117		2013	Internal/Single Axle Dump			
	<i>Dept: Dpw</i>		<i>Comp Deduct: \$2,500</i>	<i>Coll Deduct: \$2,500</i>		<i>Actual Cash Value</i>
118		2017	American/Hauler 18 Box Trailer			
	<i>Dept: Dpw</i>		<i>Comp Deduct: \$2,500</i>	<i>Coll Deduct: \$2,500</i>		<i>Actual Cash Value</i>
119		2007	Ingersol Ra/Air Comp Trailer			
	<i>Dept: Dpw</i>		<i>Comp Deduct: \$2,500</i>	<i>Coll Deduct: \$2,500</i>		<i>Actual Cash Value</i>
120		2021	Great Lke/Open General Cargo Trailer			
	<i>Dept: Dpw</i>		<i>Comp Deduct: \$2,500</i>	<i>Coll Deduct: \$2,500</i>		<i>Actual Cash Value</i>
121		2021	Trailfix/Scorpion II Attenuator			
	<i>Dept: Dpw</i>		<i>Comp Deduct: \$2,500</i>	<i>Coll Deduct: \$2,500</i>		<i>Actual Cash Value</i>
122		2011	Ford/F350			
	<i>Dept: Fleet</i>		<i>Comp Deduct: \$2,500</i>	<i>Coll Deduct: \$2,500</i>		<i>Actual Cash Value</i>
123		2013	Ford/F350			
	<i>Dept: Fleet</i>		<i>Comp Deduct: \$2,500</i>	<i>Coll Deduct: \$2,500</i>		<i>Actual Cash Value</i>
124		2013	Ford/F350			
	<i>Dept: Fleet</i>		<i>Comp Deduct: \$2,500</i>	<i>Coll Deduct: \$2,500</i>		<i>Actual Cash Value</i>
125		2013	Ford/F350			
	<i>Dept: Fleet</i>		<i>Comp Deduct: \$2,500</i>	<i>Coll Deduct: \$2,500</i>		<i>Actual Cash Value</i>
126		2013	Ford/F350			
	<i>Dept: Parks</i>		<i>Comp Deduct: \$2,500</i>	<i>Coll Deduct: \$2,500</i>		<i>Actual Cash Value</i>
127		2022	Ford/F350			
	<i>Dept: Dpw</i>		<i>Comp Deduct: \$2,500</i>	<i>Coll Deduct: \$2,500</i>		<i>Actual Cash Value</i>
128		2022	Ford/F350			
	<i>Dept: Dpw</i>		<i>Comp Deduct: \$2,500</i>	<i>Coll Deduct: \$2,500</i>		<i>Actual Cash Value</i>

City of Novi Automobile Schedule as of 7/1/2026

VEH	INSD#	YEAR	MAKE/MODEL/BODY TYPE			VIN
129		2021	Ford/Escape			
	Dept: Dpw		Comp Deduct: \$2,500	Coll Deduct: \$2,500		Actual Cash Value
130		2019	Ford/F350			
	Dept: Dpw		Comp Deduct: \$2,500	Coll Deduct: \$2,500		Actual Cash Value
131		2019	Ford/F350			
	Dept: Dpw		Comp Deduct: \$2,500	Coll Deduct: \$2,500		Actual Cash Value
132		2023	Ford/F350			
	Dept: Dpw		Comp Deduct: \$2,500	Coll Deduct: \$2,500		Actual Cash Value
133		2020	Ford/F350			
	Dept: Dpw		Comp Deduct: \$2,500	Coll Deduct: \$2,500		Actual Cash Value
134		2020	Ford/F350			
	Dept: Dpw		Comp Deduct: \$2,500	Coll Deduct: \$2,500		Actual Cash Value
135		2021	Ford/F350			
	Dept: Dpw		Comp Deduct: \$2,500	Coll Deduct: \$2,500		Actual Cash Value
136		2021	Ford/F350			
	Dept: Dpw		Comp Deduct: \$2,500	Coll Deduct: \$2,500		Actual Cash Value
137		2021	Ford/F350			
	Dept: Dpw		Comp Deduct: \$2,500	Coll Deduct: \$2,500		Actual Cash Value
138		2022	Ford/F350			
	Dept: Dpw		Comp Deduct: \$2,500	Coll Deduct: \$2,500		Actual Cash Value
139		2023	Ford/F350			
	Dept: Dpw		Comp Deduct: \$2,500	Coll Deduct: \$2,500		Actual Cash Value
140		2024	Ford/F350			
	Dept: Dpw		Comp Deduct: \$2,500	Coll Deduct: \$2,500		Actual Cash Value
141		2025	Ford/F350			
	Dept: Dpw		Comp Deduct: \$2,500	Coll Deduct: \$2,500		Actual Cash Value
142		2013	Internal/Vactor Combo Sewage Cleaner			
	Dept: Dpw		Comp Deduct: \$2,500	Coll Deduct: \$2,500		Actual Cash Value
143		2012	Cronkrite/Trailer			
	Dept: Dpw		Comp Deduct: \$2,500	Coll Deduct: \$2,500		Actual Cash Value
144		2013	Ford/F350			
	Dept: Dpw		Comp Deduct: \$2,500	Coll Deduct: \$2,500		Actual Cash Value

City of Novi Automobile Schedule as of 7/1/2026

VEH	INSD#	YEAR	MAKE/MODEL/BODY TYPE			VIN
145		2014	Peterbilt/Utility Truck			
	Dept: Dpw		Comp Deduct: \$2,500	Coll Deduct: \$2,500		Actual Cash Value
146		2016	Ford/F350			
	Dept: Dpw		Comp Deduct: \$2,500	Coll Deduct: \$2,500		Actual Cash Value
147		2017	Ford/F350			
	Dept: Dpw		Comp Deduct: \$2,500	Coll Deduct: \$2,500		Actual Cash Value
148		2016	Ford/F450 Box Truck			
	Dept: Dpw		Comp Deduct: \$2,500	Coll Deduct: \$2,500		Actual Cash Value
149		2017	Ford/F550 Swap Loader			
	Dept: Dpw		Comp Deduct: \$2,500	Coll Deduct: \$2,500		Actual Cash Value
150		2021	Internal/Hv613 Tandem Swaploader			
	Dept: Dpw		Comp Deduct: \$2,500	Coll Deduct: \$2,500		Actual Cash Value
151		2022	Peterbilt/Hv607 Sba/2100i Pd 18' Vacuum			
	Dept: Dpw		Comp Deduct: \$2,500	Coll Deduct: \$2,500		Actual Cash Value
152		2020	Wanco/Trailer-message Board			
	Dept: Dpw		Comp Deduct: \$2,500	Coll Deduct: \$2,500		Actual Cash Value
153		2022	Chevy/Tahoe			
	Dept: Police		Comp Deduct: \$2,500	Coll Deduct: \$2,500		Agreed Amount: \$68,000
154		2021	Ford/Explorer Hybrid			
	Dept: Police		Comp Deduct: \$2,500	Coll Deduct: \$2,500		Agreed Amount: \$68,000
155		2022	Ford/Explorer Hybrid			
	Dept: Police		Comp Deduct: \$2,500	Coll Deduct: \$2,500		Agreed Amount: \$68,000
156		2022	Ford/Explorer Hybrid			
	Dept: Police		Comp Deduct: \$2,500	Coll Deduct: \$2,500		Agreed Amount: \$68,000
157		2022	Ford/Explorer Hybrid			
	Dept: Police		Comp Deduct: \$2,500	Coll Deduct: \$2,500		Agreed Amount: \$68,000
158		2022	Ford/Explorer Hybrid			
	Dept: Police		Comp Deduct: \$2,500	Coll Deduct: \$2,500		Agreed Amount: \$68,000
159		2019	Ford/Explorer			
	Dept: Police		Comp Deduct: \$2,500	Coll Deduct: \$2,500		Actual Cash Value
160		2020	Chevy/Tahoe			
	Dept: Police		Comp Deduct: \$2,500	Coll Deduct: \$2,500		Actual Cash Value

City of Novi Automobile Schedule as of 7/1/2026

VEH	INSD#	YEAR	MAKE/MODEL/BODY TYPE			VIN
161		2019	Chevy/Tahoe			
	Dept: Police		Comp Deduct: \$2,500	Coll Deduct: \$2,500		Actual Cash Value
162		2019	Chevy/Tahoe			
	Dept: Police		Comp Deduct: \$2,500	Coll Deduct: \$2,500		Actual Cash Value
163		2025	Ford/Explorer Hybrid			
	Dept: Police		Comp Deduct: \$2,500	Coll Deduct: \$2,500		Agreed Amount: \$68,000
164		2021	Ford/Explorer Hybrid			
	Dept: Police		Comp Deduct: \$2,500	Coll Deduct: \$2,500		Agreed Amount: \$68,000
165		2022	Ford/Explorer Hybrid			
	Dept: Police		Comp Deduct: \$2,500	Coll Deduct: \$2,500		Agreed Amount: \$68,000
166		2015	Chevy/Tahoe			
	Dept: Police		Comp Deduct: \$2,500	Coll Deduct: \$2,500		Actual Cash Value
167		2020	Ford/Escape Hybrid			
	Dept: Older Adults Se		Comp Deduct: \$2,500	Coll Deduct: \$2,500		Actual Cash Value
168		2022	Ford/Explorer Hybrid			
	Dept: Police		Comp Deduct: \$2,500	Coll Deduct: \$2,500		Agreed Amount: \$68,000
169		2024	Ford/Explorer			
	Dept: Police		Comp Deduct: \$2,500	Coll Deduct: \$2,500		Agreed Amount: \$68,000
170		2024	Ford/Explorer			
	Dept: Police		Comp Deduct: \$2,500	Coll Deduct: \$2,500		Agreed Amount: \$68,000
171		2022	Ford/Explorer Hybrid			
	Dept: Police		Comp Deduct: \$2,500	Coll Deduct: \$2,500		Agreed Amount: \$68,000
172		2024	Chevy/Tahoe			
	Dept: Police		Comp Deduct: \$2,500	Coll Deduct: \$2,500		Agreed Amount: \$68,000
173		2025	Ford/Explorer Hybrid			
	Dept: Police		Comp Deduct: \$2,500	Coll Deduct: \$2,500		Agreed Amount: \$68,000
174		2020	Ford/Escape Se			
	Dept: Engineering		Comp Deduct: \$2,500	Coll Deduct: \$2,500		Actual Cash Value
175		2019	Ford/Escape Se			
	Dept: Engineering		Comp Deduct: \$2,500	Coll Deduct: \$2,500		Actual Cash Value
176		2019	Ford/Escape Se			
	Dept: Engineering		Comp Deduct: \$2,500	Coll Deduct: \$2,500		Actual Cash Value

City of Novi Automobile Schedule as of 7/1/2026

VEH	INSD#	YEAR	MAKE/MODEL/BODY TYPE			VIN
177		2025	Ford/Escape Se			
	Dept: Engineering		Comp Deduct: \$2,500	Coll Deduct: \$2,500		Actual Cash Value
178		2020	Wanco/Trailer Message Bpard			
	Dept: Engineering		Comp Deduct: \$2,500	Coll Deduct: \$2,500		Actual Cash Value
179		2020	Wanco/Trailer Message Bpard			
	Dept: Engineering		Comp Deduct: \$2,500	Coll Deduct: \$2,500		Actual Cash Value
180		2023	Ford/F350 Extended Cab			
	Dept: Fleet		Comp Deduct: \$2,500	Coll Deduct: \$2,500		Actual Cash Value
181		2022	Ford/F150			
	Dept: Police		Comp Deduct: \$2,500	Coll Deduct: \$2,500		Agreed Amount: \$68,000
182		2023	Gmc/Acadia			
	Dept: Police		Comp Deduct: \$2,500	Coll Deduct: \$2,500		Agreed Amount: \$68,000
183		2024	Ford/Edge			
	Dept: Police		Comp Deduct: \$2,500	Coll Deduct: \$2,500		Agreed Amount: \$68,000
184		2025	Jeep/Cherokee			
	Dept: Police		Comp Deduct: \$2,500	Coll Deduct: \$2,500		Agreed Amount: \$68,000
185		2024	Chrysler/Pacifica			
	Dept: Police		Comp Deduct: \$2,500	Coll Deduct: \$2,500		Agreed Amount: \$68,000
186		2025	Ford/Explorer			
	Dept: Police		Comp Deduct: \$2,500	Coll Deduct: \$2,500		Agreed Amount: \$68,000
187		2018	Gmc/Terrain			
	Dept: Police		Comp Deduct: \$2,500	Coll Deduct: \$2,500		Actual Cash Value
188		2021	Chevy/Trailblazer			
	Dept: Police		Comp Deduct: \$2,500	Coll Deduct: \$2,500		Agreed Amount: \$68,000
189		2020	Chevy/Traverse			
	Dept: Police		Comp Deduct: \$2,500	Coll Deduct: \$2,500		Actual Cash Value
190		2023	Cross/7x16 Alpha Wedge Trailer			
	Dept: Police		Comp Deduct: \$2,500	Coll Deduct: \$2,500		Actual Cash Value
191		2024	Bmw/Motor Cycle R1250			
	Dept: Police		Comp Deduct: \$2,500	Coll Deduct: \$2,500		Actual Cash Value
192		2024	Bmw/Motor Cycle R1250			
	Dept: Police		Comp Deduct: \$2,500	Coll Deduct: \$2,500		Actual Cash Value

City of Novi Automobile Schedule as of 7/1/2026

VEH	INSD#	YEAR	MAKE/MODEL/BODY TYPE			VIN
193		2015	Fca/Ram Promaster 2500 Van			
	Dept: Police		Comp Deduct: \$2,500	Coll Deduct: \$2,500		Actual Cash Value
194		2024	Ford/Expedition Xlt			
	Dept: Police		Comp Deduct: \$2,500	Coll Deduct: \$2,500		Agreed Amount: \$68,000

194 Vehicles

Cyber Coverage

TOWER 1 Limit	POLICY AGGREGATE LIMIT OF LIABILITY	\$100,000	For all Damages, Claims Expenses, Penalties and PCI Fines, Expenses and Costs
	Information Security and Privacy Submit	\$100,000	each Claim and in the Aggregate
	Regulatory Defense and Penalties Aggregate Submit:	\$20,000	each Claim and in the Aggregate
	Website Media and Content Liability Aggregate Submit:	\$100,000	each Claim and in the Aggregate
	PCI Fines, Expenses and Costs Aggregate Submit:	\$10,000	each Claim and in the Aggregate
	Cyber Extortion Aggregate Submit:	\$25,000	each Claim and in the Aggregate
	First Party Data Protection Aggregate Submit:	\$25,000	each Claim and in the Aggregate
	First Party Network Business Interruption Aggregate Submit:	\$25,000	each Claim and in the Aggregate
	Note: The above Submits are part of, and not in addition to, the overall Policy Aggregate Limit of Liability		
Liability Retention Per Claim:			
TOWER 1 Retention	All other coverages Retention:	\$0	each Claim
	Cyber Extortion:	\$5,000	each Extortion Threat
	First Party Data Protection:	\$5,000	each Data Protection Loss
	First Party Network Business Interruption:	\$5,000	each Business Interruption Loss Waiting Period: 12 hours
Limits of Coverage - Privacy Breach Response Services			
TOWER 2 Limit	Legal Services/Computer Expert Services/Public Relations and Crisis Management Expenses Aggregate Submit:	\$50,000	per Incident and in the Aggregate
TOWER 3 Limit	Notified Individuals:	10,000	Notified Individuals in the Aggregate
	A submit of up to 10% of Notified Individuals residing outside the United States, which is part of and not in addition to the Notified Individuals Aggregate Limit of Coverage		
Note: The Privacy Breach Response Services Limits of Coverage are separate from and in addition to the Privacy Breach Response Services Threshold/Retention (Each Incident):			
TOWER 2 Retention	Legal Services/Computer Expert Services/Public Relations and Crisis Management Expenses Retention:	\$0	each Incident
TOWER 3 Retention	Notification Services/Call Center Services/Breach Resolutions and Mitigation Services Threshold:	0	each Incident

Your Team of Experts



Brian Steckroth
Service & Sales Manager
(248) 204-8283



Michael J. Forster
Pool Administrator
(734) 669-6340



Katelyn Petracca
248-204-6160
(Le – Z)

Alpha Split:



Joan Opett
248-204-8579
(A – La)

Customer Service Representatives



Christopher Flechsig
Liability Claims Supervisor
(810) 844-8146



Matt Heins
Loss Control Supervisor
Law Enforcement Action Forum Coordinator
(248) 791-4371

Benefits of Pooling with the MML

- ✓ Proven long-term availability and stability
- ✓ Broad coverage document written specifically for Michigan municipalities
- ✓ Services tailored to unique needs of Michigan municipalities
- ✓ Member assets controlled by an elected Board of municipal officials
- ✓ Equitable rating based on Pool experience in Michigan
- ✓ Aggressive defense strategy – positive impact on case law
- ✓ Professional, dedicated, and experienced local management, oversight and service
- ✓ Decisions made and problems resolved by a group of your peers
- ✓ Investment income and underwriting surplus used to benefit members
- ✓ Lower expenses through tax-exempt and non-profit status
- ✓ Special loss avoidance training sessions including:
 - ✓ Safety aspects of emergency vehicle operations
 - ✓ Accident investigation for supervisors
 - ✓ Confined spaces training

The advantages of pooling can be summarized by:

Service + Control + Value

City of Novi Has . . .

- ✓ \$28,791,864 Annual Payroll
- ✓ \$153,240,798 of total values for real and personal property
- ✓ 73 Law enforcement officers
- ✓ 194 Vehicles
- ✓ 43 Vehicles with agreed values totaling \$6,881,390
- ✓ \$82 Michigan Catastrophic Claims Assessment (MCCA) per vehicle (was \$90/vehicle for 2024) ↓

Increased Liability Limits

We cannot guarantee the adequacy of any limit of liability. Due to the following factors, it may be prudent to consider higher limits:

- ✓ Increased jury awards in your jurisdiction
- ✓ Increased litigation trends
- ✓ Protection of tax base against judgments in excess of your policy limits

If you are interested in increasing your liability limits, please contact your Account Executive.

Highlights of Coverages Provided

Who Is Insured?

The Pool member entity, elected and appointed officials, employees and authorized volunteers, and any person officially appointed to a Board or Commission

General Liability

In addition to standard liability coverages (bodily injury, property damage, products and completed operations) the Pool provides coverages that municipalities need on an **occurrence basis with no aggregate liability limits**:

- ✓ Liability resulting from mutual aid agreements
- ✓ Premises medical payments
- ✓ Host liquor liability
- ✓ Watercraft liability, owned less than 26' and non-owned less than 50'
- ✓ Special events **excluding** -
 - Fireworks (unless endorsed)
 - Liquor Liability
 - Mechanical Amusement Rides
- ✓ Fire legal liability for real property
- ✓ Ambulance and EMT malpractice

Fireworks Coverage Options: (Fireworks application must be completed before coverage is endorsed)

1. The MML Liability & Property Pool is primary (the Member is not added as an additional insured on a pyrotechnician's coverage):

Annual Aggregate Sublimit	Additional Premium
\$500,000	Yes
\$1,000,000	Yes

2. The MML Liability & Property Pool is excess (the Member is added as an additional insured on a pyrotechnician's coverage):

NO ADDITIONAL PREMIUM

- ✓ Athletic participation liability
- ✓ Employee benefit liability
- ✓ Cemetery operations coverage
- ✓ Marina Operators coverage available
- ✓ Up to \$10 million in liability limits available
- ✓ Pollution coverage for Hazardous Response Teams
- ✓ Cyber Liability and Data Breach Response Coverage – as described on MMLCYD (09/17)

General Liability Exclusions . . .

The following is a partial list of general liability coverage exclusions. Consult the coverage document for the complete listing:

- ✓ Pollution (except for Hazmat operations).
- ✓ Nuclear energy / nuclear material hazards
- ✓ Expected or intended injury
- ✓ Breach of contract
- ✓ Failure of dams (unless endorsed)
- ✓ Backup of Sewers and Drains (exception – \$100,000 Annual Aggregate Sublimit for Sewer and Drain Liability)
- ✓ Aircraft Liability – (Unless Endorsed -- Limited Coverage for Unmanned Aircraft—MML236)
- ✓ Contractual Liability
- ✓ Failure to supply utilities
- ✓ Electromagnetic radiation
- ✓ Medical malpractice for doctors and physicians
- ✓ Criminal activity—Intentional acts w/knowledge of wrongdoing

Cyber Liability and Data Breach Response Coverage

- ✓ Information Security and Privacy Liability
- ✓ Privacy Breach Response Services
- ✓ Regulatory Defense and Penalties
- ✓ Website Media Content Liability
- ✓ PCI Fines, Expenses and Costs
- ✓ Cyber Extortion
- ✓ First Party Data Protection
- ✓ First Party Business Interruption

Public Officials Liability Coverage

“Wrongful Acts”, including intentional acts, defined as any actual or alleged error, misstatement, act of omission, neglect or breach of duty including:

- ✓ Neglect of duty
- ✓ Zoning defense and land use litigation
- ✓ Malfeasance
- ✓ Violation of civil rights
- ✓ Discrimination
- ✓ Employment practices
- ✓ Misfeasance
- ✓ Cable TV broadcasting

Public Officials Liability Exclusions

The following is a partial list of public officials’ liability coverage exclusions. Consult the coverage document for the complete listing:

- ✓ Pollution and Nuclear Energy
- ✓ Fraud, dishonesty, intentional and criminal acts
- ✓ Failure to purchase coverage or adequate coverage
- ✓ Return of governmental grants or subsidies
- ✓ Intentional acts with knowledge of wrongdoing
- ✓ Eminent domain / takings
- ✓ Illegal profit
- ✓ Labor union actions
- ✓ ERISA violations
- ✓ Backup of Sewers and Drains

Personal Injury & Advertising / Broadcasters Liability Coverage

- ✓ Mental anguish and stress
- ✓ Libel, slander or defamation of character; violation of an individual’s right of privacy
- ✓ Proactive services for non-monetary damage claims

Police Professional Liability Coverage

Police Professional Liability coverage is contained within the General Liability and Public Official Liability Coverage Parts

- ✓ Discrimination
- ✓ Violation of civil rights
- ✓ Jail operations
- ✓ False arrest, detention or imprisonment, or malicious prosecution
- ✓ Wrongful entry or eviction or other invasion of the right of private occupancy
- ✓ Assault or battery
- ✓ Improper service of suit
- ✓ Coverage assumes officers act with intent

Property Coverage

In addition to covering buildings, contents and personal property, the Pool provides:

- ✓ Blanket coverage -- All member-owned property insured (unless specifically excluded)
- ✓ Coverage based on ownership rather than on a "schedule on file" avoids coverage gaps due to errors or oversight
- ✓ Property of others in custody of the Member for which the Member has an obligation to provide coverage
- ✓ Boiler & Machinery coverage, including Boiler certification inspections
- ✓ Replacement Cost or Actual Cash Value available
- ✓ Fungal Pathogens (Mold) Limited Coverage
- ✓ Demolition/increased cost of construction
- ✓ No coinsurance
- ✓ Valuable papers
- ✓ Loss of Rents
- ✓ Property in the open
- ✓ Extra expense
- ✓ Expediting expense

Property Exclusions

The following is a partial list of property coverage exclusions. Consult the coverage document for the complete listing:

- ✓ Nuclear reaction/ contamination
- ✓ War
- ✓ Cyber Risk
- ✓ Fungal Pathogens (Mold) excess of sub-limit
- ✓ Failure to supply utilities
- ✓ Transmission Lines and Poles
- ✓ Dishonest acts
- ✓ Acts of Terrorism excess of Pool's Aggregate Sublimit -- MMLC TR (9/1/10)
- ✓ Wear and tear
- ✓ Computer failures/ viruses

Only one deductible applies to claims involving two or more property coverages.

Comprehensive Crime Coverage

- ✓ Employee Dishonesty/ Faithful Performance of Duty coverage provided on a blanket basis
- ✓ Loss Inside the Premises
- ✓ Loss Outside the Premises
- ✓ Money Orders/ Counterfeit Currency
- ✓ Depositors Forgery
- ✓ Position Fidelity Bonds
- ✓ Computer Fraud
- ✓ Funds Transfer Fraud

Automobile Coverage Highlights

What Is Covered?

Coverage is afforded while operating land motor vehicles, trailers or semi-trailers designed for travel on public roads.

Auto Coverages Provided

- ✓ Michigan No-Fault Coverage, includes mini-tort coverage for no extra charge
- ✓ Excess protection for use of personal automobile for municipal business
- ✓ Uninsured motorist for municipally owned vehicles
- ✓ Underinsured motorists
- ✓ Non-owned and hired auto
- ✓ Comprehensive - actual cash value basis
- ✓ Collision - actual cash value basis
- ✓ Volunteer firefighter auto accident liability coverage
- ✓ Agreed value coverage for emergency vehicles is available
- ✓ Fire or Rescue Vehicle Rental Reimbursement Coverage

Pool Risk Management Services

- ✓ Review and service of all municipal insurance matters
- ✓ Public entity experts address various liability issues
- ✓ Aggressive, member-oriented defense strategy
- ✓ Former police officials address law enforcement risks
- ✓ Physical inspection by municipal loss control consultants
- ✓ Law enforcement risk control programs (LEAF and LERC)
- ✓ Property appraisal services available

Online Services

www.mml.org (click on the *Insurance* button) – offers Pool members an outstanding resource for municipal risk management information and self-help tools in one attractive, simple-to-navigate location. File a claim on line. Download your renewal application. Request a loss control service visit. E-mail us a question. Other services available online:

- ✓ Online Forms (including Sewer Backup Sample Documents)
- ✓ Risk Resources:
 - ✓ Risk Control Solutions
 - ✓ Safety & Health Manual
 - ✓ Risk Management is Good Management Program
 - ✓ Law Enforcement Newsletters
 - ✓ Access to Lezage website
- ✓ MML Pool Audited Financial Statements
- ✓ Intergovernmental Contract
- ✓ Board of Directors, Pool Administrator and Staff Profiles and Contact Information

Membership Responsibilities

Membership in the Michigan Municipal League Liability and Property Pool provides numerous benefits. Likewise, individual members have certain responsibilities to the other members, which are detailed in the Intergovernmental Contract. The following is a summary of the membership responsibilities. Please refer to the Intergovernmental Contract, Articles 5 and 6, for more information.

- ✓ If a Member intends to leave the Pool, the Member must send a written notice to the Pool at least 60 days prior to its next renewal date.
- ✓ A Member must pay its premium when due. The Pool must give each member 20 days written notice of intent to terminate membership for nonpayment of premium. Payment of premium before the 20 days notice is effective will entitle the Member to reinstatement.
- ✓ Members must maintain membership or associate membership status in the Michigan Municipal League.
- ✓ A Member will allow attorneys employed by the Pool to represent the Member in defense of any claim made against the Member within the scope of coverage provided by the Pool. A Member will cooperate with the assigned attorneys, claims adjusters, service company or other agents of the Pool relating to the defense of claims for which the Pool is providing coverage.
- ✓ A Member will follow loss reduction and prevention measures established by the Pool.
- ✓ A Member will report to the Pool as promptly as possible all incidents that the Member reasonably believes may result in a claim against the Member.

This proposal is intended to be only a summary of coverages and services. For specific details on coverage terms and conditions, please refer to the Michigan Municipal League Liability and Property Pool coverage document.

PREMIUM & EXPOSURE ANALYSIS

Named Insured: City of Novi

Coverage	2025 Rates & Exposures		2026 Rates & Exposures		Rate Change
	Exposure	Premium	Exposure	Premium	
Property Coverage		\$ 91,753		\$ 98,132	
Building	\$153,152,198		\$153,966,876		
Contents	Included		Included		
Scheduled Limits			\$507,510		
Business Income w/ Extra Exp.	\$500,000		\$500,000		
Flood Limit	\$2,000,000		\$2,000,000		
Earthquake Limit	\$2,000,000		\$2,000,000		
EDP	Included		Included		
Total Exposure	\$153,652,198		\$154,974,386		0.86%
Building Rate per \$100	0.051		0.066		29.41%
Business Personal Property Rate per \$100	0.074		0.053		-28.38%
Time Element Rate per \$100	0.051		0.051		0.00%
Average Rate per \$100	0.060		0.063		6.04%
Crime		\$ 1,059		\$ 1,059	
Employee Dishonesty	\$250,000		\$250,000		0.00%
Inland Marine		\$ 4,389		\$ 4,243	
Contractor's Equipment	\$1,613,725		\$1,449,105		-10.20%
Miscellaneous Property (Boat)			\$28,980		
Total Exposure	\$1,613,725		\$1,478,085		5.54%
Average Rate per \$1,000	2.72		2.87		
Liability					
General Liability*	\$1M/\$3M/\$25K	\$ 85,142	\$1M/\$3M/\$25K	\$ 73,756	-13.37%
Employee Benefits Liability	\$1M/\$3M/\$1K	\$ 475	\$1M/\$3M/\$1K	\$ 475	0.00%
Liquor Liability/Host Liquor	Included		Included		
Public Entity Management Liability	\$1M/\$1M/\$50K	\$ 19,615	\$1M/\$1M/\$50K	\$ 23,252	18.54%
Employment Practices Liability	\$1M/\$1M/\$50K	\$ 20,850	\$1M/\$1M/\$50K	\$ 16,317	-21.74%
Law Enforcement Liability	\$1M/\$1M/\$50K	\$ 50,434	\$1M/\$1M/\$50K	\$ 51,504	2.12%
Automobile		\$ 170,854		\$ 184,462	
MCCA		\$ 15,088		\$ 14,596	
BI/PD Deductible \$10,000					
# of Power Units	184		178		
# of Trailers	33		27		
Average Rate per Power Unit	1.011		1.118		10.66%
Umbrella		\$ 82,121		\$ 81,103	
Limit of Liability	9,000,000		9,000,000		
Rate per million	9,124.56		9,011.44		-1.24%
Umbrella -Meadowbrook Only		\$ 54,534		\$ 44,213	
Limit of Liability	5,000,000		5,000,000		
Richmond National					
Tax & Fees		\$ 2,013		\$ 2,013	
Average Rate per million	11,309.47		9,245.20		-18.25%
Cyber		\$ 34,166		\$ 37,704	10.36%
Taxes and Fees		\$ 1,604		\$ 1,693	
Limit	3,000,000		3,000,000		
Totals		\$ 634,097		\$ 634,522	-0.11%
\$ Change from prior year:				\$ 424	

NOTES:

Primary umbrella excludes Meadowbrook

RISK MANAGEMENT AND INSURANCE REVIEW



City of Novi

presented by:
Bill Lyle, Vice President
Kyle Murphy, Vice President

July 1, 2026

BUSINESS INSURANCE

RISK SOLUTIONS

EMPLOYEE BENEFITS

WORKSITE WELL-BEING

PERSONAL INSURANCE

GLOBAL SOLUTIONS

PROPERTY & CASUALTY SERVICE TEAM |

Kapnick Insurance Group utilizes a team approach to servicing your account. You will have several dedicated, highly experienced insurance professionals assigned specifically to work with you. We strive to have someone familiar with your account available to talk to whenever you have a question or need advice.



BILL LYLE, CLIENT EXECUTIVE, VP
P 734.274.4442 E bill.lyle@kapnick.com

Bill will serve as the lead person on your team, with overall responsibility for your account, and will make recommendations regarding your coverages and exposures. Bill will also advise and provide creative solutions to your risk management issues.



KYLE MURPHY, VP, ACCOUNT EXECUTIVE
P 248.206.1366 E kyle.murphy@kapnick.com

Kyle will be responsible for the marketing of your account to insurance carriers and negotiate with underwriters. In addition, Kyle will provide consultation on program structure, terms and conditions in addition to coverage inquiries.



KRIS CANNON, ACCOUNT MANAGER, CIC
P 517.265.1886 E kris.cannon@kapnick.com

Kris will be your primary contact for day-to-day service needs. She will make changes to your policy, provide certificates of insurance and auto ids. She will create invoices and follow up with premium collection and assist in answering daily service needs.



DEREK WESCH, CLAIMS ADVOCATE
P 248.206.1368 E derek.wesch@kapnick.com

Derek will be your claims advocate by monitoring claims status and investigating and coordinating communications with you and the insurance carrier.

PROPERTY

Insured by Travelers Property Casualty Company of America, AM Best Rating A++ XV

Effective: 7/1/2026 to 7/1/2027

Blanket Building & Contents

Limits:	\$153,966,876	Blanket Per Schedule on File with Company
	\$ 50,000	Personal Property at Undescribed Premises – Exhibition
	\$ 50,000	Personal Property at Undescribed Premises – Installation Premises or Temporary Storage Premises
	\$ 50,000	Personal Property at Undescribed Premises – Not Owned, Leased or Regularly Operated Premises
	\$ 50,000	Sales Representative Property
	\$ 50,000	Personal Property in Transit
	\$ 2,000,000	Earthquake - Aggregate
	\$ 2,000,000	Flood – Does not apply to Loc's 11, 12, 13, 21, 22, 23, 24, 25, 30, 31, 32, 35, 36, 37, 38, 44, 45, & 47
	\$ 438,570	Building – Historical Library – Outside of blanket limit
	\$ 68,850	Contents – Historical Library – Outside of blanket limit

Forms: Special Form
Agreed Value
Replacement Cost
Broad Form Flood Endorsement

Deduct: \$50,000

Includes:

- Equipment Breakdown Endorsement
 - Spoilage - **\$250,000**
 - Ammonia Contamination - **\$250,000**
 - Hazardous Substance - **\$250,000**
- Utility Service
 - Direct Damage - **\$100,000** – any one occurrence
 - Time Element - **\$100,000** – any one occurrence
 - Coverage provided for Water, Communication and Power Supply
 - Overhead Transmission Lines - **\$25,000** – any one occurrence
- Electronic Vandalism Limitation Endorsement - **\$10,000** – in any 12-month period of the policy
- Sewer or Drain Backup - **\$100,000**
- Law Enforcement Animals
 - Any one law enforcement animal - **\$15,000**
 - All law enforcement animals – maximum per occurrence - **\$25,000**

PROPERTY

Insured by Travelers Property Casualty Company of America, AM Best Rating A++ XV
Effective: 7/1/2026 to 7/1/2027

Includes (continued):

- Accounts Receivable at all described premises - **\$250,000**
- Electronic Data Processing Data and Media at all described premises - **\$100,000**
- Ordinance or Law Coverage - **\$500,000**
- Outdoor Property - **\$100,000**
- Valuable Papers and Records – Cost of Research - **\$250,000**

Note: Coverage could be restricted or excluded for vacant or unoccupied buildings.

Business Income & Extra Expense

Limits: **\$500,000**

Forms: Special Form
Rental Value and Ordinary Payroll included

Deduct: 72 Hours

Additional Covered Property

Limits: **\$100,000** Fences outside of building – 45175 Ten Mile Road, Novi, MI – baseball dugout
\$100,000 Underground Pipes – 27852 W Park Drive, Novi, MI – Pump Station
\$100,000 Underground Pipes – 26003 Wixom Road, Novi, MI – Pump Station

Forms: Special Form

PROPERTY SCHEDULE

NAMED INSURED: City of Novi
 POLICY TERM: 7/1/2026 - 7/1/2027

Note: It is the responsibility of the client to make sure limits are adequate.

Loc.	Bldg.	Legal Ownership Entity / Named Insured	Location Name & Address	Description	100% Building Limit	100% PPI/PPO Limit	Business Income	Total	Year Built	Construction	Square Feet	Sprinklered
1	1	City of Novi	45175 Ten Mile Rd Novi, MI 48375 Oakland	CITY HALL	\$17,788,999	\$3,825,000	\$500,000	\$22,113,999		4-Masonry Non-Combustible	75,000	Yes
1	2	City of Novi	45175 TEN MILE ROAD E Novi, MI 48375 Oakland	BASEBALL DUGOUT	\$236,566	\$3,570		\$240,136	2009	4-Masonry Non-Combustible	1,309	No
1	3	City of Novi	45175 TEN MILE ROAD E Novi, MI 48375 Oakland	PAVILLION	\$107,339			\$107,339	1900	3-Non-Combustible	0	No
1	4	City of Novi	45175 TEN MILE ROAD E Novi, MI 48375 Oakland	PAVILLION	\$105,234			\$105,234	2016	1-Frame	0	No
1	5	City of Novi	45175 TEN MILE ROAD E Novi, MI 48375 Oakland	PAVILLION	\$105,234			\$105,234	1900	3-Non-Combustible	0	No
1	6	City of Novi	45175 TEN MILE ROAD E Novi, MI 48375 Oakland	STORAGE SHED	\$105,234			\$105,234	1900	4-Masonry Non-Combustible	0	No
1	7	City of Novi	45175 TEN MILE ROAD E Novi, MI 48375 Oakland	STORAGE BLDG	\$105,234			\$105,234	1900	1-Frame	0	No
2	1	City of Novi	45275 TEN MILE ROAD Novi, MI 48375 OAKLAND	HISTORICAL LIBRARY	\$438,570	\$68,850		\$507,420	1915	1-Frame	1,500	No
3	1	City of Novi	42975 GRAND RIVER AVE Novi, MI 48375 OAKLAND	FIRE STATION	\$2,177,055	\$625,450		\$2,802,505	1981	4-Masonry Non-Combustible	10,220	No
4	1	City of Novi	1919 PARAMOUNT STREET Novi, MI 48375 OAKLAND	FIRE STATION	\$1,212,928	\$312,120		\$1,525,048	1979	4-Masonry Non-Combustible	5,100	Yes
5	1	City of Novi	42785 NINE MILE ROAD Novi, MI 48375 OAKLAND	FIRE STATION	\$936,187	\$232,560		\$1,168,747	1989	4-Masonry Non-Combustible	3,800	No
6	1	City of Novi	49375 TEN MILE ROAD Novi, MI 48375 OAKLAND	FIRE STATION	\$3,022,024	\$763,776		\$3,785,800	2003	4-Masonry Non-Combustible	12,480	No
7	1	City of Novi	25804 BECK ROAD Novi, MI 48375 OAKLAND	FIRE STATION	\$751,002	\$177,480		\$928,482	1984	4-Masonry Non-Combustible	2,900	No
8	1	City of Novi	26300 LEE BEGOLE DRIVE Novi, MI 48375 OAKLAND	DPW BLDG	\$7,266,037	\$3,707,088		\$10,973,125	2018	3-Non-Combustible	90,860	Yes
8	2	City of Novi	26300 LEE BEGOLE DRIVE Novi, MI 48375 OAKLAND	DPW GARAGE	\$3,198,560	\$959,310		\$4,157,870	2018	4-Masonry Non-Combustible	9,900	No

PROPERTY SCHEDULE

NAMED INSURED: City of Novi
POLICY TERM: 7/1/2026 - 7/1/2027

Note: It is the responsibility of the client to make sure limits are adequate.

Loc.	Bldg.	Legal Ownership Entity / Named Insured	Location Name & Address	Description	100% Building Limit	100% PPI/PPO Limit	Business Income	Total	Year Built	Construction	Square Feet	Sprinklered
9	1	City of Novi	45125 TEN MILE ROAD Novi, MI 48375 OAKLAND	POLICE STATION TOTAL	\$9,127,639	\$2,103,444		\$11,231,083	2003	4-Masonry Non-Combustible	29,460	YES
10	1	City of Novi	26350 LEE BEGOLE DRIVE Novi, MI 48375 OAKLAND	GUN RANGE BUILDING TOTAL	\$3,555,139			\$3,555,139	2008	4-Masonry Non-Combustible	7,450	
11	1	City of Novi	42400 NICK LIDSTROM DR Novi, MI 48375 OAKLAND	ICE ARENA	\$18,978,297			\$18,978,297	1998	4-Masonry Non-Combustible	80,000	No
12	1	City of Novi	45255 TEN MILE ROAD Novi, MI 48375 OAKLAND	LIBRARY	\$12,732,126	\$7,573,500		\$20,305,626	2010	4-Masonry Non-Combustible	55,000	
13	1	City of Novi	51000 EIGHT MILE ROAD Novi, MI 48375 OAKLAND	PARK RESTROOMS TOTAL	\$1,669,725			\$1,669,725	2020	4-Masonry Non-Combustible	8,800	No
14	1	City of Novi	601 S LAKE DRIVE Novi, MI 48375 OAKLAND	BATHROOM AND MAINTENANCE BLDG TOTAL	\$6,945,453	\$10,200		\$6,955,653	2021	4-Masonry Non-Combustible	6,200	No
14	2	City of Novi	601 S LAKE DRIVE Novi, MI 48375 OAKLAND	PICNIC SHELTER	\$105,234			\$105,234	1900	1-Frame	0	No
14	3	City of Novi	601 S LAKE DRIVE Novi, MI 48375 OAKLAND	PICNIC SHELTER	\$105,234			\$105,234	1900	1-Frame	0	No
14	4	City of Novi	601 S LAKE DRIVE Novi, MI 48375 OAKLAND	PICNIC SHELTER	\$105,234			\$105,234	1900	1-Frame	0	No
14	5	City of Novi	601 S LAKE DRIVE Novi, MI 48375 OAKLAND	STORAGE BUILDING	\$105,234			\$105,234	1900	4-Masonry Non-Combustible	0	No
15	1	City of Novi	43390 THIRTEEN MILE RD Novi, MI 48375 OAKLAND	PAVILLION	\$560,825			\$560,825	1900	4-Masonry Non-Combustible	0	No
16	1	City of Novi	26442 WIXOM ROAD Novi, MI 48375 OAKLAND	PICNIC SHELTER	\$139,013			\$139,013	1988	4-Masonry Non-Combustible	0	No
17	1	City of Novi	27852 WEST PARK DRIVE Novi, MI 48375 OAKLAND	STORAGE FACILITY	\$4,943,569			\$4,943,569	2014	4-Masonry Non-Combustible	0	No
18	1	City of Novi	26670 MEADOWBROOK Novi, MI 48375 OAKLAND	LIFT STATION	\$241,764			\$241,764	1988	4-Masonry Non-Combustible	0	No
19	1	City of Novi	25849 ISLAND LAKE DR Novi, MI 48375 OAKLAND	LIFT STATION	\$328,457			\$328,457	2002	4-Masonry Non-Combustible	0	No

PROPERTY SCHEDULE

NAMED INSURED: City of Novi
POLICY TERM: 7/1/2026 - 7/1/2027

Note: It is the responsibility of the client to make sure limits are adequate.

Loc.	Bldg.	Legal Ownership Entity / Named Insured	Location Name & Address	Description	100% Building Limit	100% PPI/PPO Limit	Business Income	Total	Year Built	Construction	Square Feet	Sprinklered
20	1	City of Novi	25694 WIXOM RD Novi, MI 48375 OAKLAND	LIFT STATION	\$241,764			\$241,764	2002	4-Masonry Non-Combustible	0	No
21	1	City of Novi	25171 REGENCY DR Novi, MI 48375 OAKLAND	LIFT STATION	\$241,764			\$241,764	2002	4-Masonry Non-Combustible	0	No
22	1	City of Novi	23660 MEETING HALL LN Novi, MI 48375 OAKLAND	LIFT STATION	\$241,764			\$241,764	1990	4-Masonry Non-Combustible	0	No
23	1	City of Novi	22342 ROBERTS RD Novi, MI 48375 OAKLAND	LIFT STATION	\$241,764			\$241,764	2002	4-Masonry Non-Combustible	0	No
24	1	City of Novi	26401 BECK RD Novi, MI 48375 OAKLAND	LIFT STATION	\$273,714			\$273,714	1988	4-Masonry Non-Combustible	0	No
25	1	City of Novi	27376 NAPIER RD Novi, MI 48375 OAKLAND	LIFT STATION	\$246,524			\$246,524	2006	4-Masonry Non-Combustible	0	No
26	1	City of Novi	26915 FOUNTAIN WALK DR Novi, MI 48375 OAKLAND	LIFT STATION	\$210,468			\$210,468	1900	4-Masonry Non-Combustible	0	No
27	1	City of Novi	45351 JACOB RD Novi, MI 48375 OAKLAND	LIFT STATION	\$328,457			\$328,457	2005	4-Masonry Non-Combustible	0	No
28	1	City of Novi	50980 DAROCA CT Novi, MI 48375 OAKLAND	LIFT STATION	\$273,714			\$273,714	2015	4-Masonry Non-Combustible	0	No
29	1	City of Novi	51050 TEN MILE RD Novi, MI 48375 OAKLAND	LIFT STATION	\$273,714			\$273,714	2015	4-Masonry Non-Combustible	0	No
30	1	City of Novi	20926 E GLEN HAVEN CIR Novi, MI 48375 OAKLAND	LIFT STATION	\$448,852			\$448,852	1990	4-Masonry Non-Combustible	0	No
31	1	City of Novi	21303 HAGGERTY RD Novi, MI 48375 OAKLAND	LIFT STATION	\$241,764			\$241,764	1988	4-Masonry Non-Combustible	0	No
32	1	City of Novi	21687 BECK RD. Novi, MI 48375 OAKLAND	LIFT STATION	\$210,468			\$210,468	1993	4-Masonry Non-Combustible	0	No
33	1	City of Novi	24489 WIXOM RD Novi, MI 48375 OAKLAND	LIFT STATION	\$210,468			\$210,468	2001	4-Masonry Non-Combustible	0	No
34	1	City of Novi	44798 TWELVE MILE Novi, MI 48375 OAKLAND	LIFT STATION	\$273,714			\$273,714	2003	4-Masonry Non-Combustible	0	No

PROPERTY SCHEDULE

NAMED INSURED: City of Novi
POLICY TERM: 7/1/2026 - 7/1/2027

Note: It is the responsibility of the client to make sure limits are adequate.

Loc.	Bldg.	Legal Ownership Entity / Named Insured	Location Name & Address	Description	100% Building Limit	100% PPI/PPO Limit	Business Income	Total	Year Built	Construction	Square Feet	Sprinklered
35	1	City of Novi	27852 WEST PARK DR Novi, MI 48375 OAKLAND	PUMP STATION	\$328,457			\$328,457	2005	4-Masonry Non-Combustible	0	No
36	1	City of Novi	26003 WIXOM RD. Novi, MI 48375 OAKLAND	PUMP STATION	\$210,468			\$210,468	2001	4-Masonry Non-Combustible	0	No
37	1	City of Novi	25075 MEADOWBROOK RD. Novi, MI 48375 OAKLAND	HOUSING - 63 UNITS	\$21,046,825	\$510,000		\$21,556,825	1999	Frame	113,000	Yes
38	2	City of Novi	25027-25037 MEADOWBROOK RD. Novi, MI 48375 OAKLAND	HOUSING - 10 UNITS	\$1,157,575	\$10,200		\$1,167,775	1999	Frame	6,240	Yes
39	3	City of Novi	25007-25017 MEADOWBROOK RD. Novi, MI 48375 OAKLAND	HOUSING - 10 UNITS	\$1,157,575			\$1,157,575	1999	Frame	6,240	Yes
40	4	City of Novi	24987-24997 MEADOWBROOK RD. Novi, MI 48375 OAKLAND	HOUSING - 10 UNITS	\$1,157,575	\$10,200		\$1,167,775	1999	Frame	6,240	Yes
41	5	City of Novi	25047-25057 MEADOWBROOK RD. Novi, MI 48375 OAKLAND	HOUSING - 10 UNITS	\$1,157,575	\$10,200		\$1,167,775	1999	Frame	6,240	Yes
42	6	City of Novi	24963-24977 MEADOWBROOK RD. Novi, MI 48375 OAKLAND	HOUSING - 14 UNITS	\$1,536,419	\$10,200		\$1,546,619	1999	Frame	6,240	Yes
43	7	City of Novi	24943-24953 MEADOWBROOK RD. Novi, MI 48375 OAKLAND	HOUSING - 10 UNITS	\$1,157,575	\$10,200		\$1,167,775	1999	Frame	6,240	Yes
44	8	City of Novi	24923-24933 MEADOWBROOK RD. Novi, MI 48375 OAKLAND	HOUSING - 10 UNITS	\$1,157,575	\$10,200		\$1,167,775	1999	Frame	7,201	Yes
45	9	City of Novi	24899-24913 MEADOWBROOK RD. Novi, MI 48375 OAKLAND	HOUSING - 14 UNITS	\$1,157,580			\$1,157,580	1999	Frame	8,320	Yes
46	10	City of Novi	24875-24899 MEADOWBROOK RD. Novi, MI 48375 OAKLAND	HOUSING - 24 UNITS	\$1,157,580			\$1,157,580	1999	Frame	8,320	Yes
47	1	City of Novi	50500 8 Mile Road Novi, MI 48375	87 Acres - Vacant Land Liability Only				\$0				
48	1	City of Novi	42400, 42550, 42300 11 Mile Rd. Novi, MI 48375	12.67 Acres - Vacant Land - Liability Only				\$0				
					\$133,540,838	\$20,933,548	\$500,000	\$154,974,386				

INLAND MARINE – EQUIPMENT FLOATER

Insured by Travelers Property Casualty Company of America, AM Best Rating A++ XV

Effective: 7/1/2026 to 7/1/2027

Limits:	\$1,414,105	Contractors Equipment
	\$ 28,980	2018 Alweld Boat (Fire Department)
	\$ 10,000	Contractors Equipment – Unscheduled – Owned
	\$ 5,000	Contractors Equipment – Unscheduled – Owned – Any One Item
	\$ 25,000	Contractors Equipment – Unscheduled – Leased/Rented
Forms:	Special Form	
	80% Coinsurance	
Valuation:	Scheduled Equipment – Actual Cash Value	
	Unscheduled Owned Equipment – Actual Cash Value	
	Equipment Owned by Others – The amount for which you are legally liable, not to exceed Replacement Cost	
Deduct:	\$5,000	
	\$1,000	2018 Alweld Boat

EQUIPMENT SCHEDULE

Serial #	Manufacturer	Model	Model Year	Limit of Insurance (Original Purchase Price)
AWLC1051G718	Alweld	Boat	2018	\$28,980
3NSRVA578GG823802	Polaris	Off road terrain 4 X 4	2017	\$15,232
22001289	CAT	Vibratory Asphalt Compactor CB22	2013	\$35,342
4XMO1315	CAT	Grader	1997	\$200,000
PE4045R076876	John Deere	6105D Roadside Mower	2014	\$102,961
0F8B00859	Caterpillar	Wheeled Excavator M318F	2017	\$239,000
1VRZ141D051000113	Vermeer	Grinder 5C602	2005	\$20,000
B2VW14091	Bobcat	Mini Excavator (E-42)	2018	\$47,327
ASWT12204	Bobcat	Skid Steer (T-870)	2017	\$81,235
T2DRSOJD-17-0111-173	Spaulding	Hot Patcher (2 Ton)	2017	\$28,088
T4DRSOJD-17-2410-172	Spaulding	Hot Patcher (4 Ton)	2017	\$32,758
4FMUS11128RD06356	Bandit	Chipper 6SXP (SMALL)	2007	
1T9AB15239C965052	Aqua Mulcher	Hydro Seeder	2009	\$21,274
S/N 001364427001	Husqvarna	Concrete Saw FS 5000	2018	\$25,575
S/N-007139 / 35892	Bandit	Chipper (Large)	2005	
B4GM19724	Bobcat	Mini Excavator (E-42)	2023	\$72,553
?	Amida	Arrow Board	2013	
M01145X180339	John Deere	F1145 Front Mower	1999	
4500Z-AJ15117	Ventrac	4500Z Tractor VT	2021	\$42,627
AHG820092	Bobcat	Toolcat 5600	2021	\$91,383
4FMUS1816RR531881	Bandit	Intimidator 15 XP Chipper	2024	\$55,810
?	Magnum	6kW Light Tower	2010	

EQUIPMENT SCHEDULE

Serial #	Manufacturer	Model	Model Year	Limit of Insurance (Original Purchase Price)
667409	Global	6 in. Portable trash pump	2006	
AF33C90145	Mitsubishi	FG55N1	2021	\$68,932
Eng Ser # 20M0025160	Tennant M30	Floor Scrubber	2020	\$68,747
4XARVA876H8025926	Polaris	Ranger 900 crew	2018	\$15,232
14136		Zamboni		\$75,015
11500		Zamboni		\$75,015

CRIME

Insured by Travelers Property Casualty Company of America, AM Best Rating A++ XV
Effective: 7/1/2026 to 7/1/2027

Limit(s) per occurrence:

Limits:	\$250,000	Employee Theft – Per Loss
	\$250,000	Forgery Coverage
	\$250,000	Inside the Premises – Theft of Money and Securities
	\$250,000	Inside the Premises – Robbery or Safe Burglary of Other Property
	\$250,000	Outside the Premises
	Not Covered	Computer Fraud
	Not Covered	Funds Transfer Fraud
	\$250,000	Money Orders and Counterfeit Paper Currency
Deductible:	\$5,000	Per Occurrence

COMMERCIAL GENERAL LIABILITY

Insured by The Charter Oak Fire Insurance Company, AM Best Rating A++ XV
Effective: 7/1/2026 to 7/1/2027

Bodily Injury and Property Damage Liability

	Limits
Each Occurrence	\$1,000,000
Personal and Advertising Injury Liability-Any one person/org.	\$1,000,000
General Aggregate	\$3,000,000
Products/Completed Operations Aggregate	\$3,000,000
Abuse or Molestation Aggregate Limit - Limited	\$500,000
Each Abuse or Molestation Offense Limit	\$500,000
Damage to Premises Rented to You	\$100,000
Medical Payments	Excluded
Cemetery Professional Services	Included
Pesticide or Herbicide	Included
Failure to Supply Limit	\$100,000
Sewer Backup Liability	\$100,000
Limited Abuse or Molestation Liability Coverage	Included
Professional Health Care & Social Services Liability - (Licensed Paramedics and Licensed EMT's)	Included

Employee Benefits - \$1,000 Deductible – RETRO Date: 7/1/2024 – Claims-Made

Employee Benefits – Each Employee	\$1,000,000
Employee Benefits – Aggregate	\$3,000,000

Deductible (Applies to Bodily Injury & Property Damage)

- \$25,000
- Basis – Per Occurrence

COMMERCIAL GENERAL LIABILITY – CONTINUED

Exclusions include, but are not limited to, the following

- Pollution / Asbestos / Fungi or Bacteria / Lead / Nuclear
 - Care, Custody and Control of Personal Property
 - Violation of Consumer Financial Protection Laws
 - Special Events & Fireworks Liability (coverage can be applied for)
 - PFAS
 - Injury to Volunteer Firefighters
 - Law Enforcement Activities or Operations
 - Medical Payments – Coverage C
 - Employees and Volunteer Workers as Insureds for Certain Bodily Injury, Personal Injury and Property Damage
 - Public Use of Private Property
 - Discrimination
 - Professional Health Care Services – Public Entities **(DOES NOT APPLY TO EMERGENCY MEDICAL DISPATCHERS/911 OPERATORS)**
-
- **Refer to Policy Forms for ALL Exclusions**

IMPORTANT

Special Events: Subject to receipt of Special Events Application, Risk Control review and Underwriting approval (Additional Premium may apply)

Fireworks Liability: Subject to receipt of Special Events Application, Risk Control review and Underwriting approval prior to binding coverage. All fireworks displays must be ignited/discharged by a licensed and insured pyro technician. Additional Premium will Apply.

Important Note Regarding Certificates of Insurance

It is Important to obtain certificates of insurance for all subcontractors. As required by law, you are responsible for the coverage and premium of any uninsured subcontractors.

PUBLIC ENTITY MANAGEMENT LIABILITY

Insured by The Charter Oak Fire Insurance Company, AM Best Rating A++ XV
Effective: 7/1/2026 to 7/1/2027

Description

Limit:	\$1,000,000	Each Wrongful Act
	\$1,000,000	Aggregate
Includes:	Limited Special Expenses Coverage – Key Employees Limited Special Expenses Aggregate Limit – Key Employees - \$25,000 Limited Special Expenses Participation Percentage – Key Employees: 10% Defense Expenses Reimbursement for Injunctive Relief Suits Defense Expenses Reimbursement Limit – Aggregate - \$25,000 Defense Expenses Reimbursement Limit – Each Wrongful Act - \$25,000 Injunctive Relief Each Wrongful Act Participation Amount: 10%	
Deduct:	\$50,000	Each Wrongful Act – Damages and Defense Expenses

Exclusions include, but are not limited to, the following

- Airport
- Health Care Facilities – Clinics, Hospital, Blood Banks, Nursing Homes, Rehabilitation Facilities
- Port Authorities
- Transit Authorities
- Gas, Electric, Housing Authorities
- Schools or School Districts
- Joint Powers Authority

EMPLOYMENT PRACTICES LIABILITY INSURANCE

Insured by The Charter Oak Fire Insurance Company, AM Best Rating A++ XV
Effective: 7/1/2026 to 7/1/2027

Description – Defense Expenses are payable within the limits of insurance

Limit: **\$1,000,000** Each Wrongful Act
\$1,000,000 Aggregate

Includes: Workplace Violence Expenses Coverage
Workplace Violence Expenses Limit: **\$250,000**

Deduct: \$50,000 – Each Wrongful Act – Damages and Defense Expenses

Exclusions include, but are not limited to, the following

- Airport
- Health Care Facilities – Clinics, Hospital, Blood Banks, Nursing Homes, Rehabilitation Facilities
- Port Authorities
- Transit Authorities
- Gas, Electric, Housing Authorities
- Schools or School Districts
- Joint Powers Authority

LAW ENFORCEMENT LIABILITY

Insured by The Charter Oak Fire Insurance Company, AM Best Rating A++ XV
Effective: 7/1/2026 to 7/1/2027

Description

Limit:	\$1,000,000	Per Occurrence
	\$1,000,000	Aggregate
Form:	Occurrence	
Deduct:	\$50,000	

AUTOMOBILE – COMPOSITE RATED

Insured by Travelers Indemnity Company, AM Best Rating A++ XV
Effective: 7/1/2026 to 7/1/2027

Bodily Injury and Property Damage Liability

Limits: **\$1,000,000** Each Occurrence
Deduct: **\$10,000**

Hired and Non Owned Automobile Liability

Employee Hired Auto Physical Damage

Limits: **Actual Cash Value**
Deduct: \$1,000 Comprehensive Deductible
\$1,000 Collision Deductible

Personal Injury Protection

Medical Expense: **Unlimited Per Person**
Additional Death Benefit: **\$3,000**

Property Protection Insurance

Limits: **\$1,000,000** Each Accident

Mini-Tort Property Damage Liability

Limits: **\$3,000**

Uninsured / Underinsured Motorists Bodily Injury Liability

Limits: **\$1,000,000** Each Accident
Limits: **\$1,000,000** Each Occurrence

AUTOMOBILE – COMPOSITE RATED

Insured by Travelers Indemnity Company, AM Best Rating A++ XV
Effective: 7/1/2026 to 7/1/2027

Comprehensive

Limits: **Actual Cash Value**
Deduct: \$2,500

Collision

Limits: **Actual Cash Value**
Deduct: \$2,500

Unit Count:

of Autos, excluding trailers – 178
of Trailers - 27

VEHICLE SCHEDULE

Vehicle ID #	Year	Make	Model	VIN	Department
101	2020	Ford	Escape SE	1FMCU9G62LUB11304	Pool
102	2020	Ford	Transit	1FTBW1Y8XLKA35354	Library
106	2020	Ford	F-150	1FTMF1EB5LKD52158	PRCS
111	2018	Chevrolet	Colorado	1GCHTBEA3J1204147	Com. Dev.
127	2025	Ford	Escape Hybrid	1FMCU9NZXSUB05567	Com. Dev.
128	2020	Ford	Escape Hybrid	1FMCU9BZ7LUB11302	Com. Dev.
129	2020	Ford	Escape Hybrid	1FMCU9BZ5LUB11301	Com. Dev.
130	2020	Ford	Escape Hybrid	1FMCU9BZ9LUB11303	Com. Dev.
131	2023	Ford	F-150	1FTMF1EB6PKF47739	Com. Dev.
132	2024	Ford	F-150	1FTEX1LP2RKF38961	Com. Dev.
133	2020	Ford	Escape Hybrid	1FMCU9BZ5LUA59667	Com. Dev.
134	2025	Ford	F150	1FTEX1LP1RKF39342	Com Dev

VEHICLE SCHEDULE

Vehicle ID #	Year	Make	Model	VIN	Department
138	2016	Chevrolet	Colorado	1GCHTBEA9G1203769	Com. Dev.
139	2016	Dodge	Van	2C4RDGBG4GR277622	Older Adult Services
327	2016	Ford	Escape SE	1FMCU9GX2GUC61864	Fire
341	2017	Chevrolet	Equinox LS AWD	2GNFLEEK6H6157518	Fire
144	2016	Ford	F-150	1FTEX1EF1GKF56319	IS-Facilities
145	2017	Ford	Escape SE	1FMCU9GD6HUB90434	Assessing
146	2017	Ford	Escape SE	1FMCU9GD1HUB82502	Pool
147	2017	Ford	Escape SE	1FMCU9GD8HUB90435	DPW - FO light duty
148	2017	Ford	Fusion SE	3FA6P0G7XHR330352	Pool
149	2017	Ford	Fusion SE	3FA6P0G78HR326283	Pool
200	2022	Ford	Transit	1FBAX9X81NKA32651	Older Adult Services
205	2020	Ford	E450 Bus	1FD4E4FN6MDC38452	Older Adult Services
208	2021	Ford	F-150	1FTEW1EB5MKD70469	PRCS
300	2020	Sutphen	SPH100 Ladder Truck	1S9A3JNE2L1003090	Fire

VEHICLE SCHEDULE

Vehicle ID #	Year	Make	Model	VIN	Department
301	2024	Sutphen	Custom Engine	1S9A1BND3R1003031	Fire
313	2007	Pierce	Engine/Rescue	4P1CAO1H37A007289	Fire
314	2019	Ford F-450	Ambulance	1FDUF4HT1KED31726	Transport Amb - Fire
315	2019	Ford F-450	Ambulance	1FDUF4HT9KEF71865	Transport Amb - Fire
318	2018	Ford	Explorer Interceptor	1FM5K8AR4JGA58192	Fire
319	2008	Ford	F-250	1FTNF21568ED07536	Fire
320	2014	Ford	Expedition	1FMJK1G57EEF13290	Fire
321	2021	Chevrolet	Suburban SUV 4x4	1GNSKAKD0MR460695	Fire
322	2008	Pierce	Engine/Rescue	4P1CA01H58A009045	Fire
324	2019	Marine Master	TL1673SS-SAW	5JUBA1911JT068527	Fire
333	2002	Pace America	Trailer	40LFB1220XP047517	Fire
334	2013	HME	Pumper	44KFT4287DWZ22466	Fire
335	2011	Ford	Expedition	1FMJK1G58BEF10085	Fire
337	2019	Ford	F-250	1FT7W2B65KED00570	Fire
338	2015	GMC	Sierra	1GD421C86FF505917	Fire

VEHICLE SCHEDULE

Vehicle ID #	Year	Make	Model	VIN	Department
339	2016	Chevrolet	Suburban SUV 4x4	1GNSKKEC1GR268344	Fire
340	2018	Ford	F-250	1FT7W2B69JEB41311	Fire
342	2005	Seagrave	Pumper Class A	1F9EW28T75CST2070	Fire
343	2017	Sutphen	Pumper	1S9A1BNDXH3003028	Fire
345	2017	Ford	Explorer Interceptor	1FM5K8AR3HGA80968	Fire
346	2016	Ford	Explorer	1FM5K8AR2GGC14951	Fire
388	2020	Formula	Trailer (Tech Rescue)	53BFTEA23LB000955	Fire
389		SURE-TRAC	TRAILER	5JW1U1620G1139079	Fire
399	2007	CargoMate	CHW714TA2	5NHUEH4258N062972	Fire
501	2019	Ford	Escape SE	1FMCU9GD3KUA42572	IS-Facilities
502	2020	FORD	F-150	1FTMF1EB3LKD52157	IS-Facilities
505	2019	Ford	Escape SE	1FMCU9GD1KUA42571	IS-Parks Maint.
506	2023	Ford	F-350	1FTRF3BAXPEC94498	IS-Parks Maint.
507	2020	Ford	Escape SE	1FMCU9G64LUB11305	IS-Facilities
508	2023	Ford	F-350	1FTRF3BA1PEC94499	IS-Parks Maint.
509	2023	Ford	F-350	1FTRF3BA4PEC44857	IS-Parks Maint.

VEHICLE SCHEDULE

Vehicle ID #	Year	Make	Model	VIN	Department
511	2017	Ford	F-350	1FTRF3B66HEB61900	IS-Parks Maint.
512	2017	Ford	F-350	1FTRF3B63HEB61899	IS-Parks Maint.
513	2023	Ford	F-350	1FTRF3BA8PEC44859	IS-Parks Maint.
518	2020	Ford	F-350	1FTRF3B69LEC49994	IS-Parks Maint.
519	2020	Ford	F-350	1FTRF3B67LEC49993	IS-Parks Maint.
520	2019	Ford	F-550 Swaploader	1FDUF5HY1KDA16917	IS-Parks Maint.
550	2019	Century Industries	Trailer Sound Stage	1XCSY2417K3003396	IS-Parks Maint.
551	2022	Karavan	Trailer 5 x 8	5KTUS1217NF523232	IS-Parks Maint.
552	2021	Joe's Trailer	Trailer 7 x 12	129BA1618ML467123	IS-Parks Maint.
553	2024	Quality Steel	5x8 low profile SA	5LEB1DB10R1247615	IS-Parks Maint.
600	2018	International	Tandem Swaploader	1HTGSSNT4JH177261	DPW-HD Equipment
601	2010	International	7400 SBA Single Axle Dump	1HTWCAZR0AJ273303	DPW-HD Equipment
602	2011	International	7400 SBA Single Axle Dump	1HTWCAZR3BJ336735	DPW-HD Equipment
603	2019	International	7600 SBA 6X4 SWAPLOADER	1HTGSSNT4KH491848	DPW-HD Equipment
604	2019	International	7400 SBA Single Axle RDS	1HTWCTAR6KH564775	DPW-HD Equipment

VEHICLE SCHEDULE

Vehicle ID #	Year	Make	Model	VIN	Department
605	2021	International	HV607 4X2 RDS	1HTEJTAR7MH440986	DPW-HD Equipment
606	2021	International/TYMCO	MV607 / Tymco 600 sweeper	3HAWUMMN2ML577687	DPW-HD Equipment
607	2020	International	HV607 4X2 RDS	1HTEJTAR1LH575847	DPW-HD Equipment
608	2021	International	HV607 4X2 RDS	1HTEJTAR5MH440985	DPW-HD Equipment
609	2017	International	Single Axle Dump	1HTWKSUR4HH476051	DPW-HD Equipment
610	2025	International	HV607 4X2 RDS	1HTEJTAR4TS048629	DPW-HD Equipment
611	2025	International	HV607 4X2 RDS	1HTEJTAR2TS0486278	DPW-HD Equipment
614	2019	Western Star	GapVax	5KKHAVEFE6KPKF9001	DPW-HD Equipment
619	2009	International	Single Axle Dump	1HTWCAAR19J696267	DPW-HD Equipment
623	2018	International	7400 SBA 4 x 2	1HTWCTAR2JH416363	DPW-HD Equipment
626	2008	John Deere	Loader	DW624JZ621517	DPW-HD Equipment
629	2024	Ford	F-350 Service Body	1FDRF3FN0REE30021	DPW - FO light duty
630	2024	Ford	F-350 Service Body	1FDRF3FN9REE31765	DPW - FO light duty

VEHICLE SCHEDULE

Vehicle ID #	Year	Make	Model	VIN	Department
631	2022	Ford	F-550 Dump	1FDUF5HN7NDA16253	DPW - FO light duty
632	2020	Ford	F-550 Swap Loader	1FDUF5HNXLDA00769	DPW-HD Equipment
633	2019	Caterpillar	930M Loader	CAT0930MKKTG03934	DPW-HD Equipment
634	2013	Ford	F-550 Dump	1FDUF5HTXDEB20100	DPW-HD Equipment
635	2022	Ford	F-550 Sign Truck	1FDUF5HN5NED43857	DPW-HD Equipment
636	2013	Kaufman	TILT DUAL AXLE	5VGFD2220DL004516	DPW Equipment
637	2012	International	Tandem Axle Dump	1HTWGAZT2DJ114741	DPW-HD Equipment
638	2025	Ford	F-550	1FDUF5HN6SEC15669	DPW-HD Equipment
639	2018	Ford	F-550 Swap Loader	1FDUF5HY6JDA00713	DPW-HD Equipment
640	2018	Chevrolet	Colorado	1GCHTBEA9J1204573	DPW - FO light duty
641	2014	Ford	F-350	1FTBF3B60EEB02726	IS-Parks Maint.
642	2022	Ford	F-350	1FTRF3B60NEE91771	DPW - FO light duty
643	2018	Ford	F-350	1FDRF3F62JDA01756	DPW - FO light duty
644	2021	Ford	F-350	1FTRF3B61MED51162	DPW - FO light duty

VEHICLE SCHEDULE

Vehicle ID #	Year	Make	Model	VIN	Department
645	2021	Ford	F-350	1FTRF3B67MED51165	DPW - FO light duty
646	2018	Ford	F-350	1FT8W3B66JEB84207	DPW - FO light duty
647	2014	Ford	F-350	1FTBF3B62EEB02727	IS-Parks Maint.
648	2022	Ford	F-350	1FTRF3B62NEE91772	DPW - FO light duty
649	2022	Ford	F-350	1FTRF3B62NEE91774	DPW - FO light duty
650	2022	Ford	F-350	1FTRF3B64NEE91773	DPW - FO light duty
651	2014	Ford	F-350	1FTBF3B69EEB02725	IS-Parks Maint.
652	2014	International	Single Axle Dump	1HTWCAZR7EH798470	DPW-HD Equipment
654	2016	Ford	F-550 Swap Loader	1FDUF5HT2GEA83967	DPW-HD Equipment
655	2016	Ford	F-350	1FTRF3B62GEB96903	DPW - FO light duty
656	2005	Rice	Trailer 24'	4RWUF24236N031463	IS-Parks Maint.
657	2005	Rice	Trailer 24'	4RWUF24236N031470	IS-Parks Maint.
658	2016	Ford	F-350	1FTRF3B64GEB96904	DPW - FO light duty
659	2017	Forest River	FORCE	5NHUFAV26H1060822	DPW Equipment

VEHICLE SCHEDULE

Vehicle ID #	Year	Make	Model	VIN	Department
660	2000	Cronkite	2400EWA Trailer	473243020Y1110786	DPW Equipment
661	1981	EG Beaver	Trailer	112OTL104BA020047	DPW Equipment
662	2022	Kaufman	Deluxe Equipment tilt 22'	5VGFD2228NL009593	DPW Equipment
663	2004	Rice	Trailer 24'	4RWUF24244N028505	IS-Parks Maint.
664	2004	Rice	Trailer 24'	4RWUF24224N028504	IS-Parks Maint.
677	2021	Michigan Cat	Backhoe 420XE	CAT00420CH9X01023	DPW Equipment
678	2023	Custom Joe's Trailer	5x8 drop gate trailer	1J9BA0817RLI467001	DPW Equipment
680	2017	Rice	20' Utility Trailer	4RWR1202HH014074	DPW Equipment
681	2018	Trailer King	21' Utility Trailer	1TKC03123JR126132	DPW Equipment
682	2013	International	Single Axle Dump	1HTWCAZR4DH297955	DPW-HD Equipment
683	2017	American Hauler	18"Box Trailer trailer	593200G2XH1058685	IS-Parks Maint.
685	2007	Ingersol Rand	Air Comp. Trailer	4FVCABAA57U386840	DPW Equipment
686	2021	Great Lakes	Open General Cargo	1J9BA2029ML467056	DPW Equipment
690	2021	TrafFix Scorpion II	Trailer Attenuator	4T9TA1712H1M70785	DPW Equipment
693	2011	Ford	F-350	1FTBF3B6XCEA66685	Fleet
694	2013	Ford	F-350	1FTBF3B61DEA13522	Fleet

VEHICLE SCHEDULE

Vehicle ID #	Year	Make	Model	VIN	Department
695	2013	Ford	F-350	1FTBF3B69DEA13526	Fire
696	2013	Ford	F-350	1FTBF3B67DEA13525	Fleet
697	2013	Ford	F-350	1FTBF3B65DEA13524	IS-Parks Maint.
698	2022	Ford	F-350	1FTRF3B68NEE91775	DPW - FO light duty
699	2022	Ford	F-350	1FDRF3F64NEE91780	DPW - FO light duty
700	2021	Ford	Escape	1FMCU9G64MUA42746	DPW - W&S
701	2019	Ford	F-350	1FDRF3F67KED00638	DPW - W&S
702	2019	Ford	F-350	1FTRF3B62KED00637	DPW - W&S
703	2023	Ford	F-350	1FTRF3BA6PEC44858	DPW - W&S
704	2020	FORD	F-350	1FTRF3B61LEC11627	DPW - W&S
705	2020	FORD	F-350	1FTRF3B63LEC11628	DPW - W&S
706	2021	FORD	F-350	1FDRF3F63MED51167	DPW - W&S
707	2021	FORD	F-350	1FTRF3B65MED51164	DPW - W&S
708	2021	FORD	F-350	1FTRF3B63MED51163	DPW - W&S
709	2022	Ford	F-350	1FDRF3H61NEE91782	DPW - W&S
710	2023	Ford	F-350	1FTRF3BA2PEC44856	DPW - W&S

VEHICLE SCHEDULE

Vehicle ID #	Year	Make	Model	VIN	Department
711	2024	Ford	F-350	1FTRF3BA3RED73689	DPW - W&S
712	2025	Ford	F-350	1FTRF3BA2SEC18198	DPW - W&S
720	2005	Kohler 150KW	150RE0ZJB	2078152	DPW - W&S
721	2004	Kohler 150KW	150RE0ZJB	787131	DPW - W&S
726	2013	International/ Vactor	Combo Sewage Cleaner	1HTWNAZT2DJ160950	DPW - W&S
727	2012	Cronkhite	6200A Trailer	473632828C1000313	DPW - W&S
728	2013	Ford	F-350	1FTBF3B63DEA13523	DPW - W&S
729	2012	John Deere	Excavator 85D	1FF085DXLBG016629	DPW - W&S
732	2014	Peterbilt	Utility Truck	2NP2HN7XZEM215531	DPW - W&S
733	2016	Ford	F-350	1FTRF3B60GEB96902	DPW - W&S
734	2017	Ford	F-350	1FTRF3B68HEB61901	DPW - W&S
735	2016	Ford	E-450 Box Truck	1FDXE4FS9GDC28089	DPW - W&S
736	2017	Ford	F-550 Swap Loader	1FDUF5HY7HDA06241	DPW - W&S
737	2021	International	HV613 Tandem Swaploader	1HTESTZT5LH855770	DPW - W&S
738	2022	Peterbilt / Vactor	HV607 SBA/ 2100i PD 18" Vacuum	2NP3LJ0X6NM813238	DPW - W&S

VEHICLE SCHEDULE

Vehicle ID #	Year	Make	Model	VIN	Department
799	2020	Wanco Trailer	Message Board	5F12S1012k1007495	DPW - W&S
850	2022	Chevrolet	TAHOE	1GNSKLED4NR281083	Police
851	2021	FORD	EXPLORER HYBRID	1FM5K8AW3MNA04730	Police
852	2022	FORD	EXPLORER HYBRID	1FM5K8AW9NNA03616	Police
854	2022	FORD	EXPLORER HYBRID	1FM5K8AW8NNA03297	Police
855	2022	FORD	EXPLORER HYBRID	1FM5K8AW1NNA03173	Police
856	2022	FORD	EXPLORER HYBRID	1FM5K8AW3NNA03594	Police
858	2019	FORD	EXPLORER	1FM5K8AR0KGB23685	Police
859	2020	Chevrolet	TAHOE	1GNSKDEC3LR253589	Police
860	2019	Chevrolet	TAHOE	1GNSKDEC0KR219365	Police
863	2019	Chevrolet	TAHOE	1GNSKDEC0KR217048	Police
866	2025	Ford	EXPLORER HYBRID	1FM5K8AW0SGA74901	Police
867	2021	FORD	EXPLORER HYBRID	1FM5K8AW3MNA04727	Police
870	2022	FORD	EXPLORER HYBRID	1FM5K8AW6NNA08580	Police
873	2020	Chevrolet	TAHOE	1GNSKDECXCR253783	Police

VEHICLE SCHEDULE

Vehicle ID #	Year	Make	Model	VIN	Department
878	2020	Ford	Escape Hybrid	1FMCU9BZ3LUB11300	Older Adult Services
864	2022	FORD	EXPLORER HYBRID	1FM5K8AW7NNA03601	Police
862	2024	FORD	EXPLORER	1FM5K8AB4RGA30455	Police
861	2024	FORD	EXPLORER	1FM5K8AB8RGA31480	Police
869	2024	FORD	EXPLORER	1FM5K8AB0RGA30923	Police
872	2022	FORD	EXPLORER HYBRID	1FM5K8AW0NNA08610	Police
857	2024	Chevrolet	TAHOE	1GNSKLED0RR235479	Police
871	2025	Ford	Explorer Hybrid	1FM5K8AW9SGB38921	Police
901	2020	Ford	Escape SE	1FMCU9G69LUA59668	DPW - Engineering
902	2019	Ford	Escape SE	1FMCU9GD5KUA42573	DPW - Engineering
903	2019	Ford	Escape SE	1FMCU9GD7KUA42574	DPW - Engineering
904	2025	Ford	Escape SE	1FMCU9GN6SUA89054	DPW - Engineering
907	2020	Wanco Trailer	Message Board	5F12S1012K1008176	DPW - Engineering
908	2020	Wanco Trailer	Message Board	5F12S1015K1008172	DPW - Engineering
#001	2023	Ford	F-350 (Extended cab)	1FT8W3BA3PED11038	Fleet
GS-01	2022	Ford	F-150	1FTEW1EP8NFB49728	Police

VEHICLE SCHEDULE

Vehicle ID #	Year	Make	Model	VIN	Department
GS-02	2023	GMC	Acadia	1GKKNRL40PZ135261	Police
GS-03	2024	Ford	Edge	2FMPK4J9XRBA86115	Police
GS-04	2025	Jeep	Cherokee	1C4RJHAG3R8589171	Police
GS-05	2024	Chrysler	Pacifica	2C4RC1BG8RR187781	Police
GS-06	2025	Ford	Explorer	1FMUK8DH4SGB22117	Police
GS-07	2018	GMC	Terrain	3GKALTEV4JL237195	Police
GS-18	2021	Chevrolet	Trailblazer	KL79MRSL7MB140237	Police
GS-20	2020	Chevrolet	Traverse	1GNEVLKW1LJ139487	Police
GS-21	2019	Chevrolet	Traverse	1GNEVGKW7KJ102921	Police
M-1	2024	BMW	R1250	WB10L0306R6J48261	Police
M-2	2024	BMW	R1250	WB10L0309R6J49758	Police
M-4	2023	Cross	7x16 Alpha Wedge	58E1W1628P1013135	Police
SP-4	2015	FCA	RAM Promaster 2500 Van	3C6TRVPG8FE510302	Police
SP-5	2024	FORD	Expedition XLT	1FMJU1J80REA03186	Police

DRONE/AVIATION

Insured by The Charter Oak Fire Insurance Company, AM Best Rating A++ XV
 Effective: 7/1/2026 to 7/1/2027

Drone Coverage Liability Coverage only (no Physical Damage)

Scheduled Aircrafts:

Department	Reg #	Serial #	Model	Notes
Survey	FA3YA7R7MR	0M6DF9600104F8	DJI MAVIC 2 Zoom	Aerial Photography and Land Surveying, Planning & Development
Survey		163CH91R0A3TN6	DJI MAVIC 2 PRO	Videography/Photography for City's Multimedia production
Search & Rescue	FA3X9P73X7	1581F5BKD225500B33U3	DJI Matrice 30T	Search & Rescue, Police Operations
Search & Rescue	FA3x9P39TF	1581F5BKD225200B503Z	DJI Matrice 30T	Search & Rescue, Police Operations
Search & Rescue	FA39WYLPP3	1581F6W8W253700204WM	DJI Avata 2	Search & Rescue, Police Operations
Search & Rescue	FA39WYNLTR	1581F6W8W253P0020C0F	DJI Avata 2	Search & Rescue, Police Operations
Search & Rescue	FA39WYRFKX	1581F6W8W253P0020BCE	DJI Avata 2	Search & Rescue, Police Operations

CYBER LIABILITY

Insured by Chaucer Insurance Company DAC (Cowbell Insurance), AM Best Rating A XV ***Non-Admitted**
 Effective: 7/1/2026 to 7/1/2027

Aggregate Limit: \$3,000,000

COVERAGES - PRIME 250

LIABILITY EXPENSE	COVERAGE LIMIT	DEDUCTIBLE	WAITING PERIOD	RETRO ACTIVE PERIOD
Liability Costs	\$3,000,000	\$25,000	-	Full Prior Acts
PCI Costs	\$3,000,000	\$25,000	-	Full Prior Acts
Regulatory Costs	\$3,000,000	\$25,000	-	Full Prior Acts

FIRST PARTY EXPENSE	COVERAGE LIMIT	DEDUCTIBLE	WAITING PERIOD	RETRO ACTIVE PERIOD
Cowbell Breach Fund	\$3,000,000	\$25,000	-	-
Data Restoration Costs	\$3,000,000	\$25,000	-	-
Extortion Costs	\$3,000,000	\$25,000	-	-
Business Impersonation Costs	\$3,000,000	\$25,000	-	-
Reputational Harm Expense	\$3,000,000	-	12 Hours	07/01/2025

***This insurance has been placed with an insurer that is not licensed by the State of Michigan. In the case of insolvency, payment of claims may not be guaranteed.**

CYBER LIABILITY

Insured by Chaucer Insurance Company DAC (Cowbell Insurance), AM Best Rating A XV ***Non-Admitted**
 Effective: 7/1/2026 to 7/1/2027

FIRST PARTY LOSS	COVERAGE LIMIT	DEDUCTIBLE	WAITING PERIOD	RETRO ACTIVE PERIOD
Business Interruption Loss	\$3,000,000	\$25,000	8 Hours	-
Contingent Business Interruption Loss	\$3,000,000	\$25,000	8 Hours	-
System Failure	\$3,000,000	\$25,000	8 Hours	-
Contingent System Failure	\$3,000,000	\$25,000	8 Hours	-
Cyber Crime Loss	\$250,000	\$25,000	-	-
Bricking Costs	\$3,000,000	\$25,000	-	-
Criminal Reward Costs	\$100,000	-	-	-







AMENDATORY ENDORSEMENTS

BIPA Exclusion Endorsement
War Exclusion Endorsement
Amended Cyber Event Amendatory Endorsement
Amend Cooperation Clause
80.0%
Blanket Additional Insured

***This insurance has been placed with an insurer that is not licensed by the State of Michigan. In the case of insolvency, payment of claims may not be guaranteed.**

CYBER LIABILITY

Insured by Chaucer Insurance Company DAC (Cowbell Insurance), AM Best Rating A XV * **Non-Admitted**
Effective: 7/1/2026 to 7/1/2027

COVERAGE ENDORSEMENTS	COVERAGE LIMIT	DEDUCTIBLE	WAITING PERIOD	RETRO ACTIVE PERIOD
 California Consumer Privacy Act	\$3,000,000	\$25,000	-	Full Prior Acts
 General Data Protection Regulation	\$3,000,000	\$25,000	-	Full Prior Acts
 Utility Fraud Attack	\$100,000	\$25,000	-	-
 Media Liability	\$3,000,000	\$25,000	-	Full Prior Acts
 Cryptojacking	\$100,000	\$25,000	-	-
 Separate Cowbell Breach Fund Costs Endorsement	\$2,000,000	\$25,000	-	-

***This insurance has been placed with an insurer that is not licensed by the State of Michigan. In the case of insolvency, payment of claims may not be guaranteed.**

EXCESS LIABILITY – EXCLUDING HABITATIONAL

Insured by Travelers Property Casualty Company of America, AM Best Rating A++ XV
 Effective: 7/1/2026 to 7/1/2027

Description

Limit:	\$9,000,000 \$9,000,000 \$9,000,000 \$ 50,000	Per Occurrence General Aggregate Products/Completed Operations Aggregate Crisis Management Service Expenses Limit
Self-Insured Retention:	\$10,000	
Form:	Occurrence – Coverage applies to General Liability, Employee Benefits, Public Entity Management Liability, Public Entity Employment-Related Practices Liability, Law Enforcement, Auto Liability	
Excludes:	PFAS Exclusion – Coverages A and B Intellectual Property Exclusion – Coverage B Failure to Supply Exclusion – Coverages A and B Fungi or Bacterial Exclusions – Coverages A and B Mobile Equipment Racing Exclusion – Coverage B Nuclear Energy Liability Exclusion – Coverages A and B Public use of Private Property Exclusion – Coverages A and B Watercraft Liability Exclusion – Coverage B Discrimination Exclusion – Coverage B Injury to Volunteer Firefighters Exclusion – Coverage B Law Enforcement Activities or Operations Exclusion – Coverage B Lead Exclusion – Coverage B Pollution Note Related to Autos Exclusion – Public Entities or Indian Tribes – Coverage A Professional Health Care Services Exclusion with Limited Exception for Designated Professionals – Coverages A and B Abuse or Molestation Exclusion – Coverage A and B – With Limited Follow-Form Exception Designated Exposure Exclusion – Coverage A and B – Older Adult Services/Meadowbrook Commons	

EXCESS LIABILITY - HABITATIONAL – MEADOWBROOK (Terms pending)

Insured by Richmond National Insurance Company, AM Best Rating A- VII **NON-ADMITTED***

Effective: 7/1/2025 to 7/1/2026

Description

Limit:	\$5,000,000	Each Occurrence																														
	\$5,000,000	Annual Aggregate																														
Form:	Occurrence – Coverage applies to General Liability and Employee Benefits																															
Forms:	<table border="0" style="width: 100%;"> <tr> <td style="width: 50%;">OFAC/OFAC Related Liability Exclusion</td> <td style="width: 50%;">Minimum Earned Premium</td> </tr> <tr> <td>Combined Policy Exclusion</td> <td>Foreign Liability Exclusion</td> </tr> <tr> <td>Electronic Facsimile Telephone Exclusion</td> <td>Unimpaired Aggregate Limit Endorsement</td> </tr> <tr> <td>Anti-Stacking of Limits Endorsement</td> <td>Virus, Disease, Infectious Agents Exclusion</td> </tr> <tr> <td>Mold, Fungus, Bacteria, Virus & Pathogens Exclusion</td> <td></td> </tr> <tr> <td>Nuclear Energy Liability Exclusion</td> <td>PFAS & Related Chemicals Exclusion</td> </tr> <tr> <td>Access to or Disclosure of Confidential or Personal Information/Data-Related Exclusion</td> <td></td> </tr> <tr> <td>Absolute Pollution, Silica, Asbestos, Lead and Related Liability Exclusion</td> <td></td> </tr> <tr> <td>Punitive Damages Exclusion</td> <td>Injury to Independent Contractors Exclusion</td> </tr> <tr> <td>Liquor Liability Exclusion</td> <td>Professional Services Exclusion</td> </tr> <tr> <td>Assault, Battery, Abuse and Related Conduct Exclusion</td> <td></td> </tr> <tr> <td>Construction Activities Exclusion</td> <td>Limited of Coverage to Designated Premises, Project or Event</td> </tr> <tr> <td>Health Care Exclusion</td> <td>Habitability of Premises Exclusion</td> </tr> <tr> <td>Directors/Officers Liability Exclusion</td> <td>Absolute Auto, Aircraft and Watercraft Exclusion</td> </tr> <tr> <td>War Exclusion</td> <td>Malware Exclusion</td> </tr> </table>		OFAC/OFAC Related Liability Exclusion	Minimum Earned Premium	Combined Policy Exclusion	Foreign Liability Exclusion	Electronic Facsimile Telephone Exclusion	Unimpaired Aggregate Limit Endorsement	Anti-Stacking of Limits Endorsement	Virus, Disease, Infectious Agents Exclusion	Mold, Fungus, Bacteria, Virus & Pathogens Exclusion		Nuclear Energy Liability Exclusion	PFAS & Related Chemicals Exclusion	Access to or Disclosure of Confidential or Personal Information/Data-Related Exclusion		Absolute Pollution, Silica, Asbestos, Lead and Related Liability Exclusion		Punitive Damages Exclusion	Injury to Independent Contractors Exclusion	Liquor Liability Exclusion	Professional Services Exclusion	Assault, Battery, Abuse and Related Conduct Exclusion		Construction Activities Exclusion	Limited of Coverage to Designated Premises, Project or Event	Health Care Exclusion	Habitability of Premises Exclusion	Directors/Officers Liability Exclusion	Absolute Auto, Aircraft and Watercraft Exclusion	War Exclusion	Malware Exclusion
OFAC/OFAC Related Liability Exclusion	Minimum Earned Premium																															
Combined Policy Exclusion	Foreign Liability Exclusion																															
Electronic Facsimile Telephone Exclusion	Unimpaired Aggregate Limit Endorsement																															
Anti-Stacking of Limits Endorsement	Virus, Disease, Infectious Agents Exclusion																															
Mold, Fungus, Bacteria, Virus & Pathogens Exclusion																																
Nuclear Energy Liability Exclusion	PFAS & Related Chemicals Exclusion																															
Access to or Disclosure of Confidential or Personal Information/Data-Related Exclusion																																
Absolute Pollution, Silica, Asbestos, Lead and Related Liability Exclusion																																
Punitive Damages Exclusion	Injury to Independent Contractors Exclusion																															
Liquor Liability Exclusion	Professional Services Exclusion																															
Assault, Battery, Abuse and Related Conduct Exclusion																																
Construction Activities Exclusion	Limited of Coverage to Designated Premises, Project or Event																															
Health Care Exclusion	Habitability of Premises Exclusion																															
Directors/Officers Liability Exclusion	Absolute Auto, Aircraft and Watercraft Exclusion																															
War Exclusion	Malware Exclusion																															

25% Minimum Earned Premium

***CARRIER IS NOT LICENSED WITHIN THE STATE OF MICHIGAN, IN THE CASE OF INSOLVENCY, PAYMENT OF CLAIMS CANNOT BE GUARANTEED.**

PREMIUM SUMMARY

Property	\$108,132.00
Inland Marine	\$4,243.00
Crime	\$1,059.00
Commercial General Liability	\$73,756.00
Employee Benefit Errors & Omissions Liability	\$475.00
Public Entity Management Liability	\$23,252.00
Employment Practices Liability	\$18,930.00
Law Enforcement Liability	\$51,504.00
Automobile	\$199,058.00
Drone Liability	Included
Cyber Liability	\$37,330.69
Terrorism	\$373.31
Fees	\$750.00
Surplus Lines Tax	\$754.08
Stamping Fee	\$188.52
Excess Liability – Excluding Habitational	\$81,103.00
Excess Liability - Habitational - Meadowbrook	\$54,534.00
Brokerage/Policy Fee	\$650.00
Surplus Lines Tax	\$1,363.35
TOTAL	\$657,455.95

(2025 Premium, 2026 Terms Pending)

Note: The above premium quotation is valid for 30 days from date of presentation.

PAYMENT PLAN

All Policies Except Excess Liability – Habitational - Meadowbrook

Direct Bill Annual

Excess Liability – Habitational – Meadowbrook

Agency Bill Annual

Kapnick is compensated through commissions paid by insurance companies and/or fees paid by our clients.

Kapnick also has agreements with some insurance carriers whereas they may earn supplemental or contingent income based upon a number of factors including business volume, growth, retention and underwriting results of the overall book of business and not tied to a specific account. Information on any such agreements Kapnick may have with the client's insurance carriers is available upon written request.

Kapnick recommends insurance carriers to our clients based on cost, coverage, service capability and financial security -- not based on the existence of commissions and/or contingency agreements.

TERRORISM RISK INSURANCE ACT

- Temporary program under which the Federal Government would share the risk of loss from future terrorist attacks with the insurance industry, recently extended to 01/01/2020.
- All commercial lines insurers are required to provide customers with a disclosure notice advising of the availability of coverage under The Act and the right to accept or reject coverage at the additional premium, if any, included within the notice.
- For a copy of the Act, relevant regulations, and other materials, visit the web site at:
<http://www.treas.gov/offices/domestic-finance/financial/financial-institution/terrorism-insurance>

With the exception of Workers' Compensation, Commercial Auto, Professional Liability (other than Directors & Officers), Surety, Burglary and Theft, The Act gives you the right to accept/reject the offer of terrorism coverage. You may waive such coverage by signing a written statement. If accepted the premiums were included in the Premium Summary Page.

<u>Coverage</u>	<u>Accepted / Rejected</u>	<u>Premium</u>
Package – Liability, Inland Marine	Accepted	Included
Excess – Excluding Habitational	Accepted	Included
Excess - Habitational	Accepted	\$2,534 plus tax (Premium pending)

Before rejecting, please check with your lender as they may require that you carry this coverage.

Note: Actual coverage provided by your policy for acts of terrorism is limited by the terms, conditions, exclusions, limits, and provisions of your policy, any endorsements to the policy, and applicable rules of law.

SUBJECTIVITIES

Quote is subject to the following

Excess Liability – Habitational – Meadowbrook **(Terms pending)**

- Signed and Dated Application
- Signed and Dated Terrorism Form
- Confirm if there are any losses associated with Meadowbrook Commons

COVERAGE CHECKLIST

Property - Increase protection from loss to at least within 100% of the Replacement Cost

- Agreed Value of Insurance?
- Ordinance Coverage?
- Demolition Cost Coverage?
- Increased Cost of Construction?
- Functional Replacement Cost?
- Fire-Pollution Cleanup Expense?
- Debris Removal Expense?
- Peak Season? Stock? Reporting Form Coverage?
- Personal Property of Others?
- Employee Tools Coverage?
- Improvements & Betterments?
- Sewer/Drain Back-up?
- Mine Subsidence Insurance (Available for dwellings in limited counties)
- Mold?
- Outside Stock? (Trees, plants, and shrubs)
- Ocean Cargo?

Loss of Business Income

- Off Premises Power Interruption?
- Contingent Loss of Business Income Protection?
- Extra Expense Coverage?
- Rental Income?
- Leasehold Interest?

International Exposures? Current policy forms provide coverage in the United States (including its territories and possessions), Puerto Rico and Canada. Please make us aware of any exposures you might have outside this territory limitation.

Flood and Earthquake Coverage?

Light Poles, Fences, Signs & Glass Coverage?

Equipment and Machinery Breakdown Coverage?

Equipment Floater? Mobile Equipment Taken off Premises

- Rental Reimbursement?
- Hired /Rental Equipment?

Installation Floater? Builders Risk Coverage?

Transit Coverage? Owned Vehicles / Common / Contract Carriers

Fine Arts / Stained Glass / Collectibles Coverage?

Electronic Data Processing Coverage?

- Equipment / Hardware Coverage?
- Media / Software Coverage?
- Computer Fraud Coverage?
- First Party Liability?
- Third Party Liability?

Accounts Receivable Valuable Papers and Records Coverage?

Pollution Liability?

- Pesticide / Herbicide Applicators Liability?
- Premises? / Above Ground Storage Tanks? / Underground Storage Tanks?

Crime Coverage?

- Employee Dishonesty?
- Forgery / Alteration?
- Disappearance or Destruction – Inside / Outside ?
- Government / License / Permit / Performance Bonds?
- E.R.I.S.A. Bond Coverage?
- Credit Card Forgery / Receipts coverage?
- Computer Fraud?
- Funds Transfer Fraud?
- Money Order & Counterfeit Currency?
- Fraudulent Funds Transfer?
- Extortion?
- Customer / Guest Property?
- Social Engineering Fraud / False Pretenses?
- Personal Accounts?

COVERAGE CHECKLIST

General Liability?

- Additional Insureds?
- Building Owner?
- Lessor of Equipment?
- Products Recall Expense?
- Manufacturers Errors & Omissions?
- Professional Liability?
- Foreign / International Liability?
- Per Location Aggregate Limits?
- Railroad Protective?
- Mold?
- Technology Errors & Omissions?

Automobile Coverage?

- Owned Automobiles?
- All Licensed Commercial Trailers Scheduled?
- Broad Form Drive-Other-Car Coverage?
- Rental Reimbursement Coverage?
- Increase Uninsured / Underinsured Motorists Limit?
- Increase Medical Payments?
- Hired Auto Physical Damage Coverage?
- Mini-Tort Property Damage Liability?
- All Truck Mounted Equipment Scheduled?
- Non-factory installed electronic equipment coverage?
- Emergency Towing Service?
- Valet Parking?
- Automobile Cargo Pollution
- Motor Carrier Act?
- On Hook / Cargo?
- Garagekeepers Liability?
- Antique/Classic Automobiles?
- Employee Hired Auto Coverage?

Workers' Compensation – Employers Liability?

- All states with payroll need to be reported
- Increased Limits?
- Stop Gap Liability? (OH, WA, WY, ND)
- Foreign Worker's Compensation or Self-Insurance?

Umbrella Liability?

- Higher Limits are Available

Aircraft Liability?

- Owned Liability?
- Non-Owned Liability?
- Hull Coverage?
- Air Cargo?

Watercraft Liability?

Management Protection?

- Directors and Officers Liability?
- Professional Liability?
- Fiduciary Liability?
- Employee Benefits Errors & Omissions Liability?
- Employment Practices Liability?
- Data Breach / Cyber Liability?
- Kidnap / Ransom / Extortion Liability?
- Workplace Violence?

Employee Coverages?

- Pension Plans?
- Group Life Insurance?
- Group Health Insurance?
- Section 125 Plans?
- 401K Plans?
- COBRA Compliance?
- Life Insurance?
- Accident Insurance?
- Personal Lines – Homeowners, Automobile, Watercraft?

Employer Coverages?

- Individual Pension Plan?
- Key Person Life / Disability Insurance?
- Buy / Sell Agreement Funding?
- Estate Analysis / Estate Planning?

COVERAGE CHECKLIST

Identity Fraud Expense Reimbursement Coverage?

Includes:

- ID Theft Resolution Services
- Lost Wages
- Loan Re-Application Fee
- Notary Charges
- Certified Mail Charges
- Long Distance Charges
- Daycare and Eldercare
- Coverage for Spouse
- Coverage for Domestic Partner
- Coverage for Household Family Members
- Attorney Fees
- Travel and accommodations up to \$1,000 per week for five weeks
- Reimbursement of expenses and fees for government-issued identification and copies of medical records

IMPORTANT INFORMATION

POLICIES GOVERN COVERAGE

This description of coverage is necessarily brief and is not to be considered as complete or in any way superseding or extending the terms of the policies. The insuring agreements, terms and conditions of the placing carrier's policy forms will govern the actual coverage that will be provided. **Policy coverages, terms and conditions may change at time of renewal and when changing insurance companies. Upon request, specimen copies are available for your review.**

It is important to note that there may be additional coverage differences that have not been outlined in this proposal. This is a convenient coverage summary, not a legal contract. We encourage you to review the actual policies quoted/sold for specific terms, conditions, limitations, and exclusions that will govern in the event of loss, and contact us if you have any questions.

CLIENT RESPONSIBILITIES

Changes in Operations or Exposures:

Our presentation is based upon exposures to loss that presently exist and were made known to Kapnick Insurance Group. **Any changes in operations or exposures should be reported promptly in order that they may be properly insured.**

Policy Limits:

It is the responsibility of the client to make sure limits are adequate. Kapnick Insurance Group understands that every business operation is unique and, therefore, recommends that you carefully review each of the coverage limits provided. We suggest you obtain a professional appraisal of your assets to properly assure adequate insurance to value. Please note that higher limits of coverage may be available to you.

A completed Business Income Worksheet is strongly recommended to analyze your coverage limit and necessary to obtain agreed amount coverage.

Claim Reporting:

It is important to report workers' compensation claims directly to the carrier in a timely fashion. All other claim types should be reported directly to your Kapnick Commercial Claims Advocate. If our office is closed, please reach out directly to your insurance carrier to report your claim.

Policy Premium:

Premiums for the policies are due and payable as billed, in full or as insurance company installments. Premiums may be financed, subject to acceptance by an approved finance company.

Policy Audits:

Some policies are written on a "subject to audit" basis. It is the duty of the client to provide information to the insurance company when requested. Noncompliance could result in an additional premium charge.

CONTRACTUAL RISK TRANSFER

Contracts:

Prior to signing any contract or lease, Kapnick Insurance Group advises you to seek an attorney's opinion. Our review of any contract/lease is not to provide legal advice and is limited to what is clearly marked as being pertinent to the insurance coverage we place for your business. Your contract may be broader than the insurance provided.

Proof of Insurance:

A certificate or any proof of insurance that we may provide is for informational purposes only and does not amend, extend, or alter coverage provided by the policies.

KAPNICK RISK SERVICES CENTER

Web-based risk management platform that is exclusive to Kapnick clients

We are pleased to present **Kapnick Risk Services Center**, a unique, web-based risk management platform and value-added service for our clients. The primary goal for any risk management program is to reduce injuries and improve profitability.

- The comprehensive **Safety Library and Resource Center** allows you to search among hundreds of documents and OSHA regulations instantly. With the click of a mouse you can access safety policies and programs, safety training presentations, safety posters, toolbox talks and many more valuable documents.
- With **Incident Track** you can document incidents in minutes including unsafe behaviors, near misses, incidents, OSHA recordables and claims. You can generate standard reports and get in-depth graphing and tracking capabilities that allow you to track and analyze your incidents by several criteria.
- Access to preferred pricing on **Motor Vehicle Reports** and **Background checks**.
- **HR Suite:** Here you will find the help you need to answer many of your questions that will save you time and money. The HR Suite contains thousands of pages of HR and benefits-related content, including COBRA, FMLA and HIPAA information and over 800 sample job descriptions. There is also over 500 downloadable HR and benefits forms, checklists and posters. Find your State and federal employment law information, downloadable posters and even how to hire and terminate employees to prevent wrongful termination lawsuits. There is even a downloadable sample Employee Handbook!
- **Certificate of Insurance tracking (COI Track)** – You need to collect and manage insurance certificates to make sure that all of your vendors, contractors, sub-contractors are properly insured. This time consuming task can take hours and tie up valuable staff time. COI Track helps you manage your Certificates of Insurance before a problem occurs and **saves you time and money!!**
- **Training Track:** Regulatory agencies, like OSHA and DOT have numerous training requirements. Additionally, your company likely provides training on numerous topics and must manage employee licenses and certifications. Training Track automates the tracking of certifications and scheduling of employee safety training. Generate comprehensive reports for any tracking need. This tool has also been used by Kapnick clients to track everything from building maintenance to fire extinguisher inspections!!
- **JSA Track:** Job safety analysis is a valuable and important step to evaluate individual jobs by breaking them into component parts. It is also an important component in complying with the Americans with Disabilities Act (ADA) and identifying the physical requirements for Workers Compensation return to duty programs. JSA Track saves you time and money by helping you do this in an automated format.
- **MSDS Track:** OSHA's Hazard Communication (Employee Right to Know) standard requires that Material Safety Data Sheets (MSDS) be collected for chemicals at every work site. Collecting, storing, categorizing and updating these sheets is time consuming and frustrating! MSDS Track saves time and money by managing MSDS electronically for your entire organization. Click and store MSDS instantly through available resource links.

Contact your Kapnick Client Executive for more details and how you can get started today!!

A.M. BEST RATINGS AND COMPANY STATUS

A.M. Best is a company that assigns ratings to insurance companies assessing their financial strength. These ratings range from A++ to F and provide an opinion of an insurer's financial strength and ability to meet ongoing obligations to policy holders.

Secure Best's Ratings

A++ and A+ (Superior)

Assigned to companies that have, on balance, superior balance sheet strength and operating performance. These companies according to A.M. Best, have a very strong ability to meet their ongoing obligations to policyholders.

A and A- (Excellent)

Assigned to companies that have, on balance, excellent balance sheet strength and operating performance. These companies, according to A.M. Best, have a strong ability to meet their ongoing obligations to policyholders.

B and B+ (Very Good)

Assigned to companies that have, on balance, very good balance sheet strength and operating performance. These companies, according to A.M. Best, have a good ability to meet their ongoing obligations to policyholders.

For more information on A.M. Best and their ratings go to: www.ambest.com

Admitted Insurance Companies

Admitted Insurance companies are licensed by each state and regulated by each state's Insurance Department. They are required to be a member of each states' guaranty association as a condition of their authority to transact business in that state. The guaranty association's purpose is to provide limited coverage as defined by guaranty association statutes on behalf of an insolvent insurer in that state. Certain criteria established by the guaranty association may preclude coverage for some policyholders entirely. Premium taxes / assessments are included in the rates.

Non-Admitted Insurance Companies

Non-Admitted Insurance companies are not licensed by the state in which the insured is located, and are not subject to its supervision. They usually underwrite risks for which insurance coverage may not be available through Admitted Insurance Companies. In the event of an insolvency of a non-admitted carrier, claims will not be paid by the state guaranty association. Premium taxes are not included in the rates and must be paid separately, but are included in the premium summary.

A.M. BEST RATINGS AND COMPANY STATUS

Financial Size Category

To enhance the usefulness of ratings, A.M. Best assigns each rated (A++ through D) insurance company a Financial Size Category (FSC). The FSC is based on adjusted policyholders' surplus (PHS) in U.S. dollars and may be impacted by foreign currency fluctuations. The FSC is designated to provide a convenient indicator of the size of a company in terms of its statutory surplus and related accounts.

Many insurance buyers only want to consider buying insurance coverage from companies that they believe have sufficient financial capacity to provide the necessary policy limits to insure their risks. Although companies utilize reinsurance to reduce their net retention on the policy limits they underwrite, many buyers still feel more comfortable buying from companies perceived to have greater financial capacity.

Class	Adj. PHS (\$ Millions)	Class	Adj. PHS (\$ Millions)
I	Less than 1	IX	250 to 500
II	1 to 2	X	500 to 750
III	2 to 5	XI	750 to 1,000
IV	5 to 10	XII	1,000 to 1,250
V	10 to 25	XIII	1,250 to 1,500
VI	25 to 50	XIV	1,500 to 2,000
VII	50 to 100	XV	2,000 or greater
VIII	100 to 250		

COINSURANCE CLAUSE EXPLAINED

What is Coinsurance?

Coinsurance is simply an agreement between you and the insurance company, wherein, you agree to carry insurance on your property in an equal amount to at least (80%, 90% or 100%) of its Actual Cash Value (or Replacement Cost). In return for doing this, you receive a rate credit.

How Does it Operate?

Example I

Let us assume that the cash value of the property is \$100,000. If insurance is carried for \$90,000 or more, the company will pay the entire loss up to the face value or amount shown on the policy at 90% coinsurance.

Value	Insurance	Loss	Company Pays
\$100,000	\$90,000	\$60,000	\$60,000
\$100,000	\$90,000	\$90,000	\$90,000
\$100,000	\$90,000	\$100,000	\$90,000

Example II

Assume insurance is carried for \$60,000:

Value	Insurance	Loss	Company Pays
\$100,000	\$60,000	\$50,000	\$33,333
Did carry / Should have carried x Claim			=Payment
\$60,000 / \$90,000		x \$50,000	=\$33,333

Note: The coinsurance clause refers to the Actual Cash Value *at the time of loss*. It is therefore strongly recommended that appraisals of property be made by reliable appraisal companies and that these appraisals be kept up-to-date at all times. We recommend at least an annual review of values and adjustment of insurance coverage.